

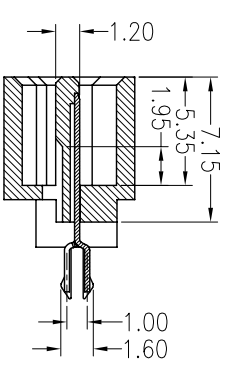
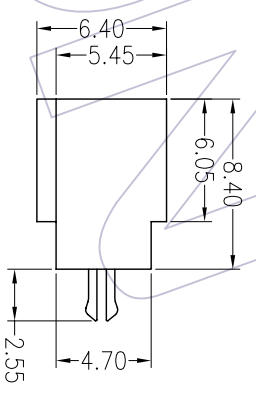
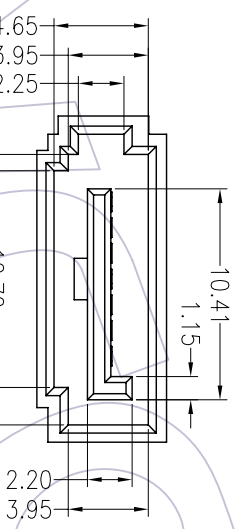
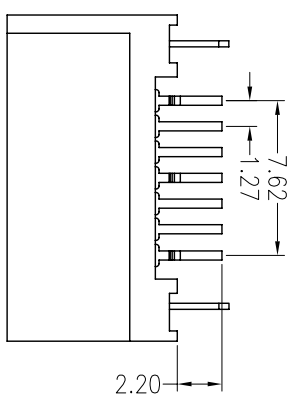
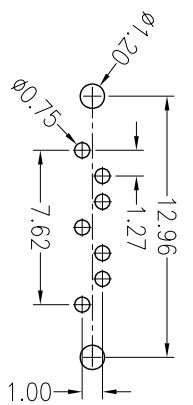
HSF

NOTES:

Rated Current:1.5AMP
 Contact Resistance:30mΩ max
 Withstand Voltage:500V AC/DC
 Insulation Resistance:1000MΩ min
 Operation Temperature:-55℃ to +125℃

Contact Material:Brass
 Contact Plating:Au or Sn Over Ni
 Insulator Material:PA6T+30%G.F UL94V-0

Recommended P.C.B Layout(Top Side)
 (PCB BOARD TOLERANCE±0.05)



Ordering Information

5412-07 D1 XX C 02

- Contact Plating
- G0=Gold Flash
- G1=3u"Gold
- G2=5u"Gold
- G3=10u"Gold
- G4=15u"Gold
- G5=30u"Gold
- S0=Gold Flash/Tin
- S1=3u"Gold/Tin
- S2=5u"Gold/Tin
- S3=10u"Gold/Tin
- S4=15u"Gold/Tin
- S5=30u"Gold/Tin
- SN=Tin

REV	DATE	MODIFICATION DESCRIPTION	CHANGE	APPROVE	OPERATION		DRAW		SCALE		PART NO.	TITLE:
					X.XX	±0.40	Millimeter Class	09.03.12	UNIT	1:1		
A0	09/03/12	NEW			X.XX	±0.25	DESIGN		mm	A4	5412-07D1XXC02	维峰五金电子有限公司
					X.XXX	±0.15	CHECK			1/1		WAVE HARDWARE ELECTRONICS CO. LTD
					Angle	± 3'	APPROVE					SATA 7P MALE CONNECTOR 180° DIP
					DIM	TOL						Customer NO.

1 2 3 4 5 6 7 8 9 10