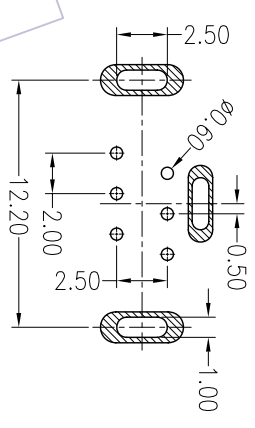
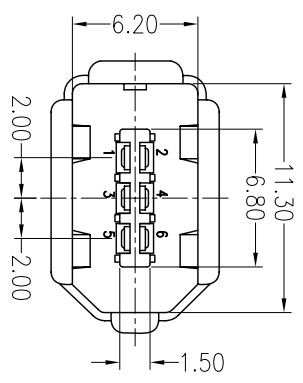


HSF

Recommended P.C.B Layout(Top Side)
(PCB BOARD TOLERANCE±0.05)

NOTES:

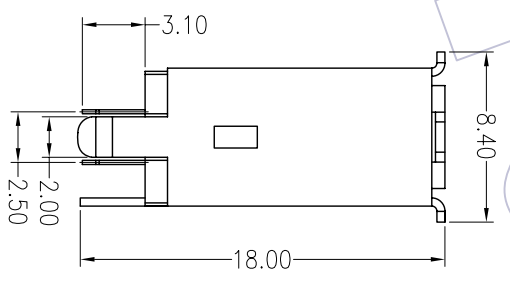
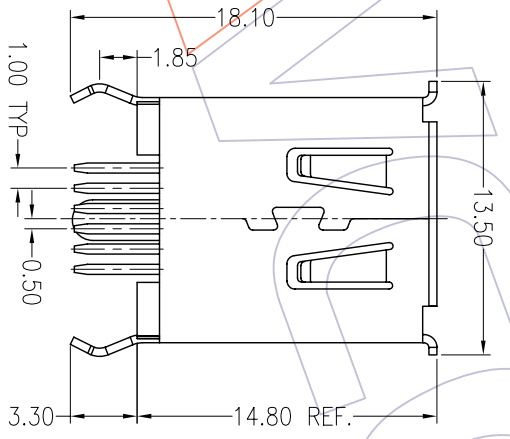
- Rated Current:1.0AMP
- Contact Resistance:30mΩ max
- Withstand Voltage:500V AC/DC
- Insulation Resistance:1000MΩ min
- Operation Temperature:-40℃ to +85℃
- Contact Material:Brass
- Contact Plating:Au or Sn Over Ni
- Insulator Material:High Temperature Plastic(UL94V-0)
- Shell:Brass, Ni Plated



Ordering Information

6133 - S XX B D 0 1

- Contact Plating
- G0=Gold Flash
- G1=3u"Gold
- G2=5u"Gold
- G3=10u"Gold
- G4=15u"Gold
- G5=30u"Gold
- S0=Gold Flash/Tin
- S1=3u"Gold/Tin
- S2=5u"Gold/Tin
- S3=10u"Gold/Tin
- S4=15u"Gold/Tin
- S5=30u"Gold/Tin
- SN=Tin
- Insulator Color
- B=Black
- W=White
- U=Blue
- G=Grey



OPERATION		DRAW		SCALE		 维峰五金电子有限公司 WAFE HARDWARE ELECTRONICS CO.,LTD 6133-SXXXX01	
X.X	±0.40	DESIGN		UNIT	1:1		
X.XX	±0.25	CHECK		SIZE	A4		
X.XXX	±0.15	APPROVE		SHEET	1/1	TITLE:	
Angle	± 3'	APPROVE		PROJ.	Customer NO.	IBEE 1394 6P SOCKET 180° DIP	
REV	DATE	MODIFICATION DESCRIPTION		CHANGE	APPROVE		
A0	09/03/10	NEW					