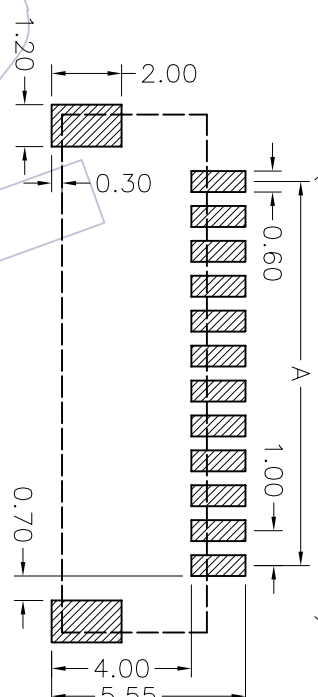
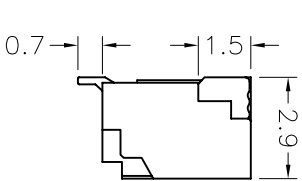
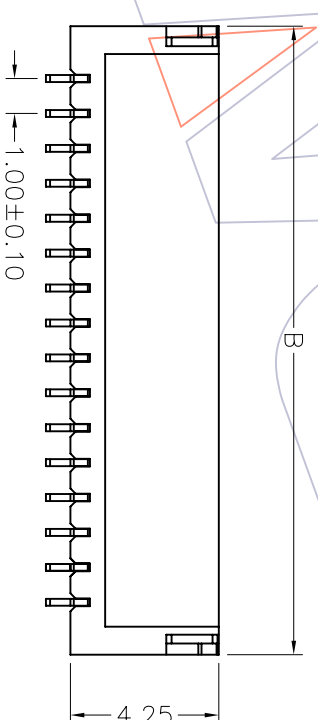
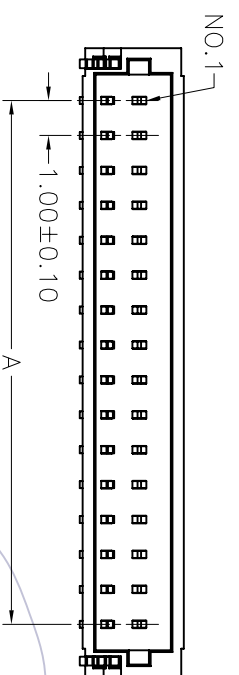


HSF

NOTES:

Rated Current:1A
 Rated Voltage:50V AC/DC max
 Contact Resistance:20mΩ
 Withstand Voltage:500V AC/Minute
 Insulation Resistance:100MΩ min
 Operation Temperature:-25°C to+85°C

Contact Material:Phosphor bronze
 Contact Plating:Au or Sn over Ni
 Insulator Material:High Temperature Plastic(UL94V-O)



Ordering Information

WF1001 - WZ XX X X 1

No.of pins
 02pin~20pin
 Color
 E=Beige
 W=White
 B=Black
 N=Brown
 Packing
 T=Tube
 P=Tube+CAP
 R=Tape&Reel+CAP

Dimensional & Ordering Information

Circuit	Part No.	Dimension		TUBE PCS	REEL/PCS
		A	B		
02	WF1001-WZ02XX1	1.0	4.0	136	1,000/1,500
03	WF1001-WZ03XX1	2.0	5.0	110	1,000/1,500
04	WF1001-WZ04XX1	3.0	6.0	91	1,000/1,500
05	WF1001-WZ05XX1	4.0	7.0	79	1,000/1,500
06	WF1001-WZ06XX1	5.0	8.0	69	1,000/1,500
07	WF1001-WZ07XX1	6.0	9.0	61	1,000/1,500
08	WF1001-WZ08XX1	7.0	10.0	55	1,000/1,500
09	WF1001-WZ09XX1	8.0	11.0	50	1,000/1,500
10	WF1001-WZ10XX1	9.0	12.0	46	1,000/1,500
11	WF1001-WZ11XX1	10.0	13.0	42	1,000/1,500
12	WF1001-WZ12XX1	11.0	14.0	39	1,000/1,500
13	WF1001-WZ13XX1	12.0	15.0	37	1,000/1,500
14	WF1001-WZ14XX1	13.0	16.0	34	1,000/1,500
15	WF1001-WZ15XX1	14.0	17.0	32	1,000/1,500
16	WF1001-WZ16XX1	15.0	18.0	31	1,000/1,500
17	WF1001-WZ17XX1	16.0	19.0	29	1,000/1,500
18	WF1001-WZ18XX1	17.0	20.0	28	1,000/1,500
19	WF1001-WZ19XX1	18.0	21.0	26	1,000/1,500
20	WF1001-WZ20XX1	19.0	22.0	25	1,000/1,500

Recommended P.C.B Layout(Top Side)
 (PCB BOARD TOLERANCE±0.05)

WCON 维峰五金电子有限公司
 WAVE HARDWARE ELECTRONICS CO. LTD

OPERATION	DRAW	WEIXD	SCALE	PART NO.	SHEET	TITLE:
X.X	DESIGN	08/06/30	1:1		1/1	JST 1.00 WAFER 90° SMT
X.XX	CHECK		mm			
X.XXX	APPROVE		A4			
Angle			1/1			
± 3'			PROJ.			
DIM TOL						
CHANGE	APPROVE					
MODIFICATION DESCRIPTION						
NEW						
08/06/30						
REV DATE						