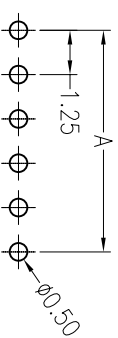
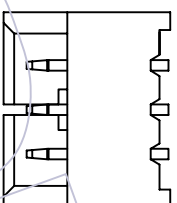
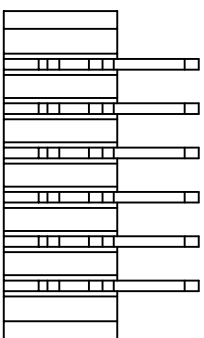


HSF

NOTES:

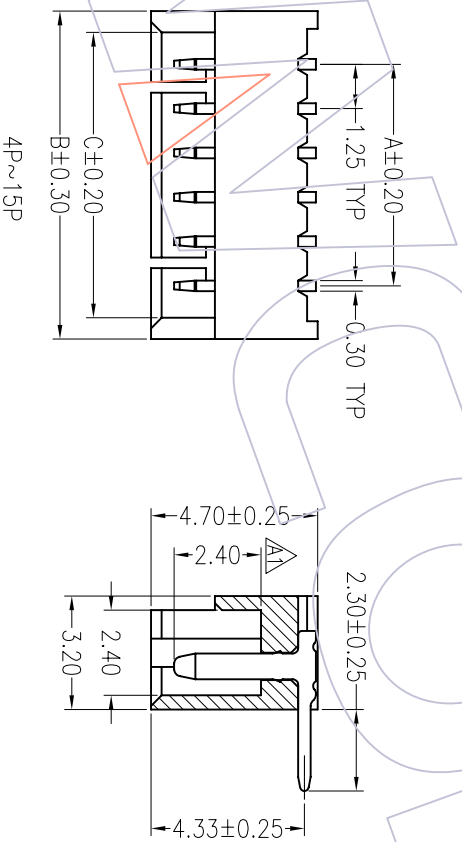
Rated Voltage:100V AC/DC
 Rated Current:1.0AMP
 Contact Resistance:20mΩ max
 Withstand Voltage:250V AC/DC
 Insulation Resistance:100MΩ min
 Operation Temperature: -25°C to +85°C
 Contact Material:Brass
 Contact plating:Sn Over Ni
 Insulator Material:PA6T+30%G.F UL94V-0



Ordering Information

WF1251-W R XX X X 1

No. of Pins
 02-15P
 Color
 B=Beige
 W=White
 Packing
 A=Tray
 T=Tube
 R=Tape&Reel



Specification & Ordering Information:

Circuit	Part No.	Dimension			Qty /Tray
		A	B	C	
02	WF1251-WR02XX1	1.25	4.25	3.05	1,000
03	WF1251-WR03XX1	2.50	5.50	4.30	1,000
04	WF1251-WR04XX1	3.75	6.75	5.55	1,000
05	WF1251-WR05XX1	5.00	8.00	6.80	500
06	WF1251-WR06XX1	6.25	9.25	8.05	500
07	WF1251-WR07XX1	7.50	10.50	9.30	300
08	WF1251-WR08XX1	8.75	11.75	10.55	300
09	WF1251-WR09XX1	10.00	13.00	11.80	300
10	WF1251-WR10XX1	11.25	14.25	13.05	300
11	WF1251-WR11XX1	12.50	15.50	14.30	200
12	WF1251-WR12XX1	13.75	16.75	15.55	200
13	WF1251-WR13XX1	15.00	18.00	16.80	200
14	WF1251-WR14XX1	16.25	19.25	18.05	200
15	WF1251-WR15XX1	17.50	20.50	19.30	200

WCON 维峰五金电子有限公司
 WAVE HARDWARE ELECTRONICS CO. LTD

PART NO. SEE TAB

TITLE: MX1.25 Wafer 90° DIP

REV	DATE	MODIFICATION DESCRIPTION	CHANGE	APPROVE
A1	08/09/04	Change the Dimension		
A0	08/07/19	NEW		

OPERATION	DRAW	SCALE
X.X	<i>William Chan</i>	1:1
±0.40		
DESIGN	CHECK	UNIT
X.XX		mm
±0.25		
ANGLE	APPROVE	SIZE
X.XXX		A4
±0.15		
DIM	TOL	SHEET
± .3'		1/1
PROJ.	CUSTOMER NO.	