

HSF

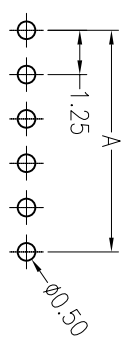
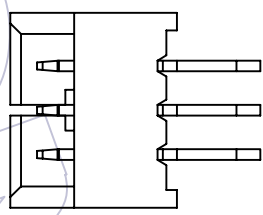
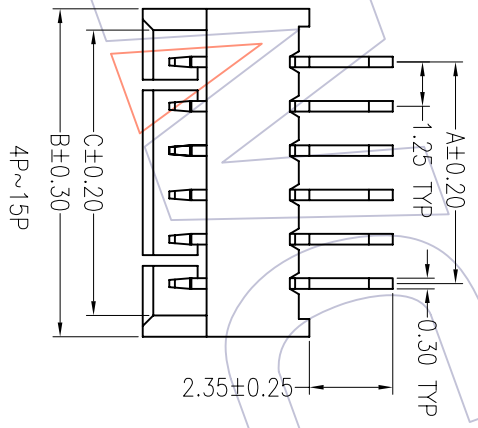
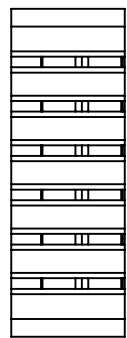
NOTES:

Rated Voltage:100V AC/DC
 Rated Current:1.0AMP
 Contact Resistance:20mΩ max
 Withstand Voltage:250V AC/DC
 Insulation Resistance:100MΩ min
 Operation Temperature: -25°C to +85°C
 Contact Material:Brass
 Contact plating:Sn Over Ni
 Insulator Material:PA6T+30%G.F UL94V-0

Ordering Information

WF1251-W S XX X X 1

No. of Pins
 Color
 Packing
 02~15P
 B=Beige A=Tray
 W=White T=Tube
 R=Trape&Reel



Recommended P.C.B Layout(Top Side)
 (PCB BOARD TOLERANCE±0.05)

Specification & Ordering Information:

Circuit	Part No.	Dimension			Qty /Troy
		A	B	C	
02	WF1251-WS02XX1	1.25	4.25	3.05	1,000
03	WF1251-WS03XX1	2.50	5.50	4.30	1,000
04	WF1251-WS04XX1	3.75	6.75	5.55	1,000
05	WF1251-WS05XX1	5.00	8.00	6.80	500
06	WF1251-WS06XX1	6.25	9.25	8.05	500
07	WF1251-WS07XX1	7.50	10.50	9.30	400
08	WF1251-WS08XX1	8.75	11.75	10.55	400
09	WF1251-WS09XX1	10.00	13.00	11.80	400
10	WF1251-WS10XX1	11.25	14.25	13.05	300
11	WF1251-WS11XX1	12.50	15.50	14.30	300
12	WF1251-WS12XX1	13.75	16.75	15.55	300
13	WF1251-WS13XX1	15.00	18.00	16.80	200
14	WF1251-WS14XX1	16.25	19.25	18.05	200
15	WF1251-WS15XX1	17.50	20.50	19.30	200

WCON 维峰五金电子有限公司
 WAFER HARDWARE ELECTRONICS CO.,LTD

REV	DATE	MODIFICATION DESCRIPTION	CHANGE	APPROVE	OPERATION	DRAW	SCALE	PART NO.	TITLE:
A1	08/09/04	Change the Dimension			X.X ±0.40	DESIGN	1:1 mm	SEE TAB	MX1.25 Wafer 180° DIP
A0	08/07/19	NEW			X.XXX ±0.15 Angle ± 3'	CHECK	A4 1/1		
					DIM TOL	APPROVE	PROU.		Customer NO.