

HSPF

TECHNICAL SPECS:


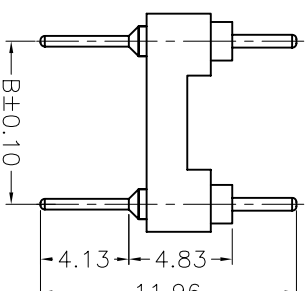
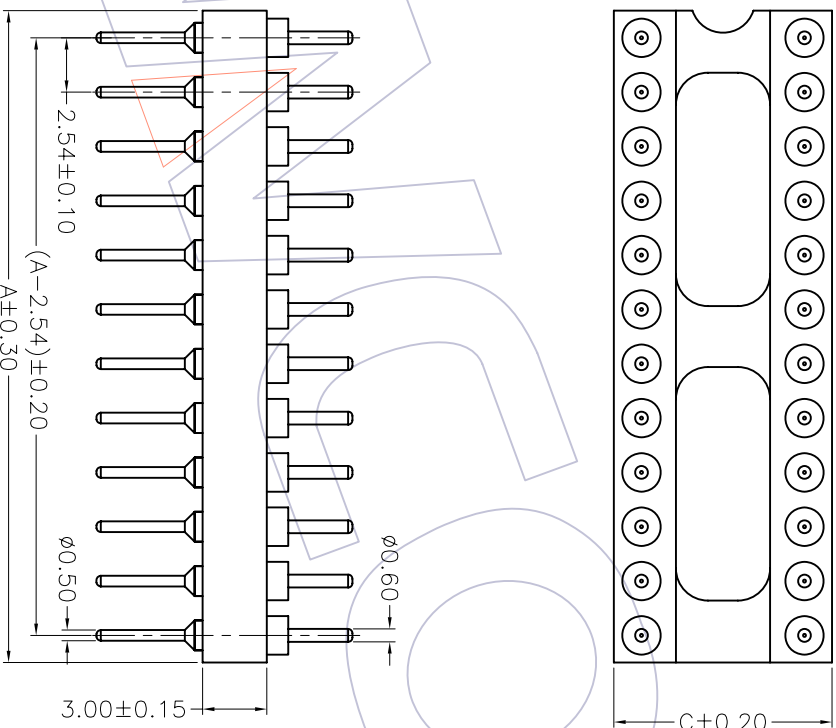
Current Rating: 1.0AMP
 Contact Resistance: 10mΩ Max
 Dielectric Strength: Min 1000Vrms
 Mechanical Life: Min 100 cycles
 Connecting Pin: ϕ0.60mm
 Operation Temperature: -40°C to +105°C

Sleeve: Brass CuZn36Pb3(C360000)
 Contact plating: Au or Sn over Ni
 Insulator Material: PPS+30%G.F(UL94V-0)
 06P~16P Insulators without center bar
 36P~52P Insulators with center two bar
 64P Insulators with center three bar

Ordering Information

3560-30X XX S XX 119 X 1

Row of Pitch No. of Pin Contact Plating Packing
 1=7.62mm G0=Gold Flash T=Tube
 2=15.24mm G1=3u"Gold A=Tray
 3=10.16mm G2=5u"Gold
 5=22.86mm G3=10u"Gold
 G4=15u"Gold
 G5=30u"Gold
 S0=Gold Flash/Tin
 S1=3u"Gold/Tin
 S2=5u"Gold/Tin
 S3=10u"Gold/Tin
 S4=15u"Gold/Tin
 S5=30u"Gold/Tin
 SN=Tin



Dimensional & Ordering Information

NO. of Poles	Part No.	Dimension		
		A	B	C
06	3560-30106SXX119X1	7.62	7.62	10.20
08	3560-30108SXX119X1	10.16	7.62	10.20
10	3560-30110SXX119X1	12.70	7.62	10.20
12	3560-30112SXX119X1	15.24	7.62	10.20
14	3560-30114SXX119X1	17.78	7.62	10.20
16	3560-30116SXX119X1	20.32	7.62	10.20
18	3560-30118SXX119X1	22.86	7.62	10.20
20	3560-30120SXX119X1	25.40	7.62	10.20
22	3560-30122SXX119X1	27.94	7.62	10.20
24	3560-30124SXX119X1	30.48	7.62	10.20
26	3560-30126SXX119X1	33.02	7.62	10.20
28	3560-30128SXX119X1	35.56	7.62	10.20
30	3560-30130SXX119X1	38.10	7.62	10.20
32	3560-30132SXX119X1	40.64	10.16	12.70
34	3560-30134SXX119X1	43.18	10.16	12.70
36	3560-30136SXX119X1	45.72	15.24	17.80
38	3560-30138SXX119X1	48.26	15.24	17.80
40	3560-30140SXX119X1	50.80	15.24	17.80
42	3560-30242SXX119X1	53.34	15.24	17.80
44	3560-30244SXX119X1	55.88	15.24	17.80
46	3560-30246SXX119X1	58.42	15.24	17.80
48	3560-30248SXX119X1	60.96	15.24	17.80
50	3560-30250SXX119X1	63.50	15.24	17.80
52	3560-30252SXX119X1	66.04	15.24	17.80
54	3560-30254SXX119X1	68.58	15.24	17.80
56	3560-30256SXX119X1	71.12	15.24	17.80
58	3560-30258SXX119X1	73.66	15.24	17.80
60	3560-30260SXX119X1	76.20	15.24	17.80
62	3560-30262SXX119X1	78.74	15.24	17.80
64	3560-30264SXX119X1	81.28	22.86	25.40

WCON 维峰五金电子有限公司
 WAVE HARDWARE ELECTRONICS CO. LTD

SEE TAB

2. 54mm MACHINED ADAPTER CONNECTOR
 180° H=3.0 L=11.96

REV	DATE	MODIFICATION DESCRIPTION	CHANGE	APPROVE	OPERATION	DRAW	WEIXD	SCALE	PART NO.
A0	08/10/22	NEW			X.X X.XX X.XXX	DESIGN CHECK	08/10/22	1:1 mm A4	Customer NO.
1					Angle DIM	CHECK APPROVE		1/1	