

HSPF

TECHNICAL SPECS:


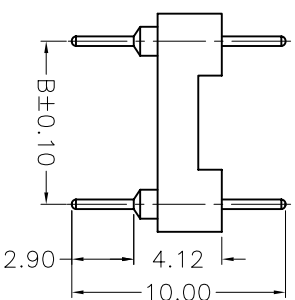
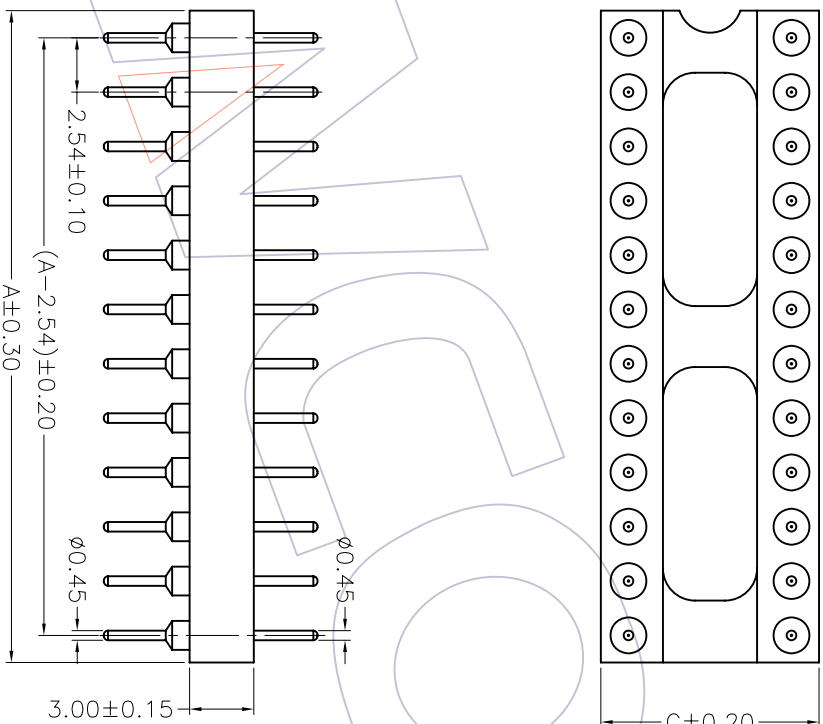
Current Rating: 1.0AMP
 Contact Resistance: 10mΩ Max
 Dielectric Strength: Min 1000Vrms
 Mechanical Life: Min 100 cycles
 Connecting Pin: ϕ0.45mm
 Operation Temperature: -40°C to +105°C

Sleeve: Brass CuZn36Pb3(C360000)
 Contact plating: Au or Sn over Ni
 Insulator Material: PPS+30%G.F(Ul94V-0)
 06P~16P Insulators without center bar
 36P~52P Insulators with center two bar
 64P Insulators with center three bar

Ordering Information

3560-30XX XX S XX 100 X 2

Row of Pitch No. of Pin Contact Plating Packing
 1=7.62mm G0=Gold Flash T=Tube
 2=15.24mm G1=3u"Gold A=Tray
 3=10.16mm G2=5u"Gold
 G3=10u"Gold
 G4=15u"Gold
 G5=30u"Gold
 S0=Gold Flash/Tin
 S1=3u"Gold/Tin
 S2=5u"Gold/Tin
 S3=10u"Gold/Tin
 S4=15u"Gold/Tin
 S5=30u"Gold/Tin
 SN=Tin



Dimensional & Ordering Information

NO. of Poles	Part No.	Dimension		
		A	B	C
06	3560-30106SXX100X2	7.62	7.62	10.20
08	3560-30108SXX100X2	10.16	7.62	10.20
10	3560-30110SXX100X2	12.70	7.62	10.20
12	3560-30112SXX100X2	15.24	7.62	10.20
14	3560-30114SXX100X2	17.78	7.62	10.20
16	3560-30116SXX100X2	20.32	7.62	10.20
18	3560-30118SXX100X2	22.86	7.62	10.20
20	3560-30120SXX100X2	25.40	7.62	10.20
22	3560-30122SXX100X2	27.94	7.62	10.20
24	3560-30124SXX100X2	30.48	7.62	10.20
28	3560-30128SXX100X2	35.56	7.62	10.20
20	3560-30320SXX100X2	25.40	10.16	12.70
22	3560-30322SXX100X2	27.94	10.16	12.70
24	3560-30324SXX100X2	30.48	10.16	12.70
28	3560-30328SXX100X2	35.56	10.16	12.70
32	3560-30332SXX100X2	40.64	10.16	12.70
24	3560-30224SXX100X2	30.48	15.24	17.80
28	3560-30228SXX100X2	35.56	15.24	17.80
32	3560-30232SXX100X2	40.64	15.24	17.80
36	3560-30236SXX100X2	45.72	15.24	17.80
40	3560-30240SXX100X2	50.80	15.24	17.80
42	3560-30242SXX100X2	53.34	15.24	17.80
48	3560-30248SXX100X2	60.96	15.24	17.80
50	3560-30250SXX100X2	63.50	15.24	17.80
52	3560-30252SXX100X2	66.04	15.24	17.80
50	3560-30550SXX100X2	63.50	22.86	25.40
52	3560-30552SXX100X2	66.04	22.86	25.40
64	3560-30564SXX100X2	81.28	22.86	25.40

WCON 维峰五金电子有限公司
 WAVE HARDWARE ELECTRONICS CO. LTD

SSE TAB

2.54mm MACHINED ADAPTER CONNECTOR
 180° H=3.0 L=10.0

REV	DATE	MODIFICATION DESCRIPTION	CHANGE	APPROVE	OPERATION	DRAW	WEIXD	SCALE	PART NO.
A0	08/10/22	NEW			OPERATION X.X ±0.30 X.XX ±0.25 X.XXX ±0.15	DRAW DESIGN CHECK	08/10/22	1:1 mm	
1					Angle ± 3° DIM TOL	CHECK APPROVE		A4 1/1	Customer NO.