

HSPF

TECHNICAL SPECS:

Current Rating:1.0AMP
 Contact Resistance:10mΩ Max
 Dielectric Strength: Min 1000Vrms
 Mechanical Life: Min 100 cycles
 Mating Pin:∅0.40 to ∅0.56mm
 Forces: (polished steel gauge ∅0.43mm)
 -Insertion:3N typ. -Withdrawal:1.5N typ.
 Operation Temperature:-40°C to +105°C


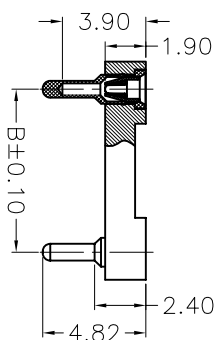
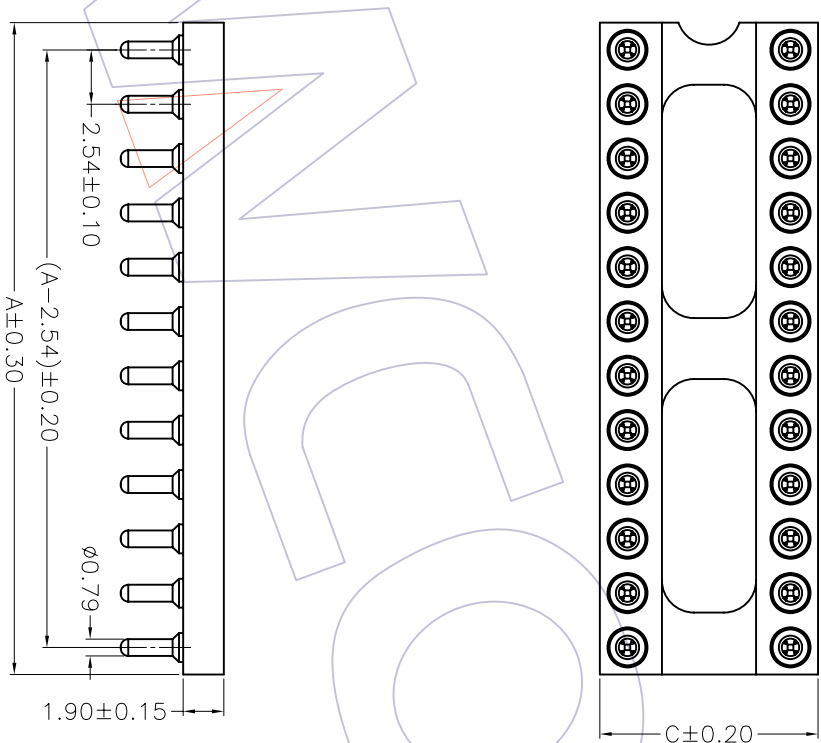
Sleeve:Brass CuZn36Pb3(C36000)
 Contact Clip(4 finger):BeCu(C17200)
 Contact plating:Au or Sn over Ni
 Insulator Material:PPS+30%G.F(UL94V-0)
 06P~16P Insulators without center bar
 36P~50P Insulators with center two bar

Ordering Information

7110-19X XX S XX 048 X 1

Row of Pitch No. of Pin Contact Plating
 1=7.62mm See tab G0=Gold Flash
 2=15.24mm G1=3u"Gold
 G2=5u"Gold
 G3=10u"Gold
 G4=15u"Gold
 G5=30u"Gold
 S0=Gold Flash/Tin
 S1=3u"Gold/Tin
 S2=5u"Gold/Tin
 S3=10u"Gold/Tin
 S4=15u"Gold/Tin
 S5=30u"Gold/Tin
 SN=Tin

Packing
 T=Tube
 A=Tray
 R=Tray&Reel



Dimensional & Ordering Information

NO. of Poles	Part No.	Dimension		
		A	B	C
06	7110-30108SXX074X1	7.62	7.62	10.20
08	7110-30108SXX074X1	10.16	7.62	10.20
10	7110-30110SXX074X1	12.70	7.62	10.20
14	7110-30114SXX074X1	17.78	7.62	10.20
16	7110-30116SXX074X1	20.32	7.62	10.20
18	7110-30118SXX074X1	22.86	7.62	10.20
20	7110-30120SXX074X1	25.40	7.62	10.20
22	7110-30122SXX074X1	27.94	7.62	10.20
24	7110-30124SXX074X1	30.48	7.62	10.20
28	7110-30128SXX074X1	35.56	7.62	10.20
20	7110-30320SXX074X1	25.40	10.16	12.70
22	7110-30322SXX074X1	27.94	10.16	12.70
24	7110-30324SXX074X1	30.48	10.16	12.70
28	7110-30328SXX074X1	35.56	10.16	12.70
24	7110-30224SXX074X1	30.48	15.24	17.80
28	7110-30228SXX074X1	35.56	15.24	17.80
32	7110-30232SXX074X1	40.64	15.24	17.80
36	7110-30236SXX074X1	45.72	15.24	17.80
40	7110-30240SXX074X1	50.80	15.24	17.80
42	7110-30242SXX074X1	53.34	15.24	17.80
48	7110-30248SXX074X1	60.96	15.24	17.80
50	7110-30250SXX074X1	63.50	15.24	17.80

WCON 维峰五金电子有限公司
 WAFER HARDWARE ELECTRONICS CO. LTD

SSE TAB

2.54mm IC SOCKET 180° H=1.9 L=4.82

REV	DATE	MODIFICATION DESCRIPTION	CHANGE	APPROVE	OPERATION	DRAW	WEIXD	SCALE	UNIT	PART NO.
A0	08/10/22	NEW			X.X X.XX X.XXX	DESIGN CHECK	08/10/22	1:1	mm	
					Angle DIM	CHECK			A4	
					± 3'	APPROVE			1/1	TITLE:
										Customer NO.

H 1 2 3 4 5 6 7 8 9 10 H