

# HSF

**NOTES:**

Current Rating:5AMP  
 Contact Resistance:30mΩ max  
 Withstand Voltage:500V AC/DC  
 Insulation Resistance:100MΩ min  
 Operation Temperature:-40°C to +105°C


Contact Material:Phosphor Bronze  
 Contact Plating:Au or Sn Over Ni  
 Insulator Material:PA6T+30%G.F(UL94V-0)

## Ordering Information

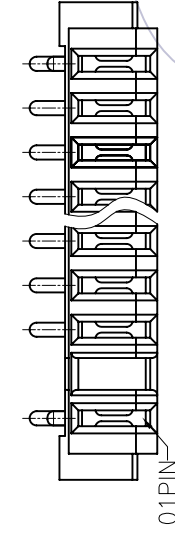
4120- F XX X 03 R XX 0 X

No. of Pins per Row: 4-9P	Foolproof Hole Place: L=Left R=Right N=Without	Contact Plating: G1=3μ"Gold G2=5μ"Gold G3=10μ"Gold G4=15μ"Gold G5=30μ"Gold	Series No. 1=2.00mm 2=2.50mm
		S1=3μ"Gold/Tin S2=5μ"Gold/Tin S3=10μ"Gold/Tin S4=15μ"Gold/Tin S5=30μ"Gold/Tin	


## Recommended P.C.B Layout(Top Side) (PCB BOARD TOLERANCE±0.05)



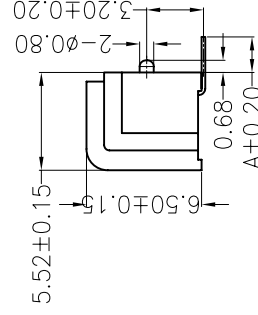
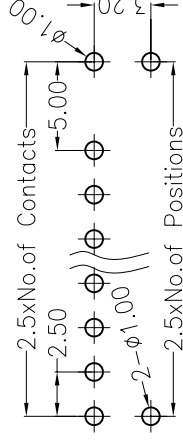
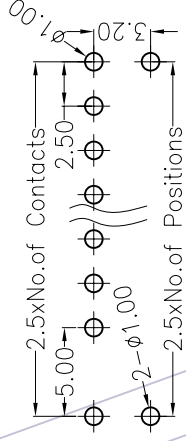
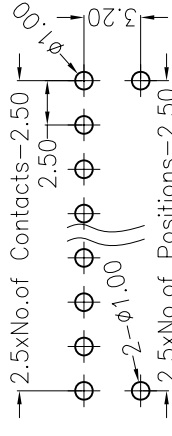
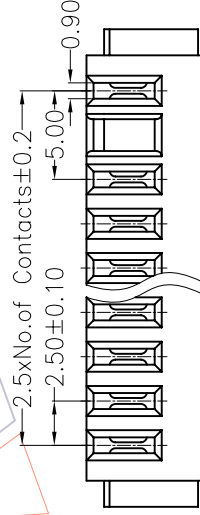
Without Foolproof Hole



Foolproof Hole on The Left



Foolproof Hole on The Right



DIMENSION ANTITHESES LIST	
PART NO.	A
4120-FXXX03RXX01	2.00
4120-FXXX03RXX02	2.50

WCON 维峰五金电子有限公司 WAVE HARDWARE ELECTRONICS CO.,LTD		SCALE	2.5:1	WEIXD	08/04/08	DRAW		OPERATION		DRAW		SCALE	2.5:1	WEIXD	08/04/08	DRAW		OPERATION		DRAW		SCALE	2.5:1
		UNIT	mm			DESIGN		X.X	±0.40							DESIGN		X.X	±0.25				
		SIZE	A4			CHECK		X.XXX	±0.15							CHECK		Angle	± 3'				
		SHEET	1/1			APPROVE		DIM	TOL			CHANGE	APPROVE			APPROVE							
		PROJ.	Customer NO.																				
		TITLE:	SEE TABLE																				
		PART NO.	4120-FXXX03RXX01																				
		PART NO.	4120-FXXX03RXX02																				
		TITLE:	2.5 BATTERY FEMALE H=6.5 W=5.5 90° WITH POST ON THE SIDE																				
		Customer NO.																					