


6212-XXMXXB02





D-SUB Connector Straight


SPECIFICATIONS




Current Rating: 3.0AMP
 Contact Resistance: 20m Ω Max.
 Insulation Resistance: 1000M Ω Min.
 Withstanding Voltage : 500V AC/Minute
 Operation Temperature: -55°C to +105°C
 Contact Material: Phosphor Bronze/Brass
 Contact plating: Au or Tin Over Ni
 Insulator Material: Polyester (UL94V-0)
 Standard: PBT+30%GF
 Shell: Cold Roller Steel ,Ni Plated
 Nut: Brass ,Tin Over Ni Plated



6212-XXMXXB01



6212-XXFXXB02



6212-XXFXXB01

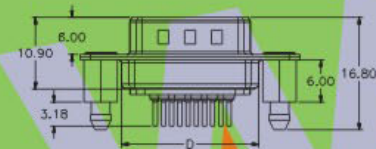
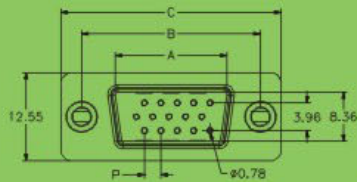
6212-XX X XX X 0X

NO.OF PINS
15,26,44,62P

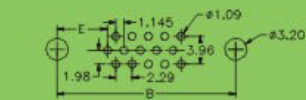
TYPE
M:Male
F:Female

CONTACT PLATING
 G0:1u" Gold S0:1u" Gold/Tin
 G1:3u" Gold S1:3u" Gold/Tin
 G2:5u" Gold S2:5u" Gold/Tin
 G3:10u"Gold S3:10u"Gold/Tin
 G4:15u"Gold S4:15u"Gold/Tin
 G5:30u"Gold S5:30u"Gold/Tin
 G6:20u"Gold S6:20u"Gold/Tin
 SN:Tin

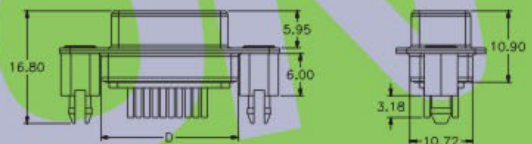
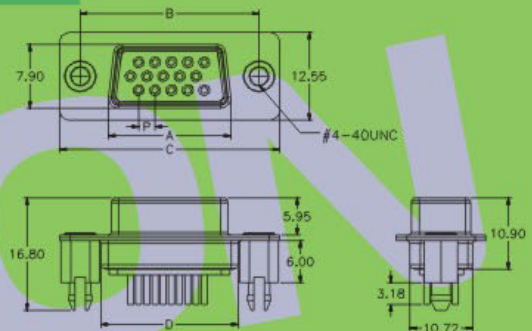
INSULATOR COLOR
 B:Black W:White
 U:Blue G:Grey



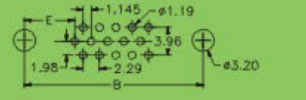
No. of Positions	DIM "A"	DIM "B"	DIM "C"	DIM "D"	DIM "E"	DIM "P"
15	16.92	24.99	30.81	19.28	7.04	2.29
26	25.25	33.32	39.14	27.65	6.88	2.29
44	38.96	47.04	53.04	41.30	6.88	2.29
62	55.42	63.50	69.32	57.44	6.99	2.41



Recommended P. C. B Layout (Top Side)



No. of Positions	DIM "A"	DIM "B"	DIM "C"	DIM "D"	DIM "E"	DIM "P"
15	16.33	24.99	30.81	19.28	7.04	2.29
26	24.66	33.32	39.14	27.65	6.88	2.29
44	38.38	47.04	53.04	41.30	6.88	2.29
62	54.84	63.50	69.32	57.44	6.99	2.41



Recommended P. C. B Layout (Top Side)

※ INNOVATION AND DEVELOPMENT ※ CONTINUAL IMPROVEMENT ※ QUALITY FOREMOST ※ CUSTOMER SATISFACTION ※

Http:www.wafe-china.com E-mail:sales@wafe-china.com

WAFE DONGGUAN FAX:+86 769 85358915 TEL:+86 769 85358920
 WAFE KUNSHAN FAX:+86 512 57468468 TEL:+86 512 57468418