

HSP

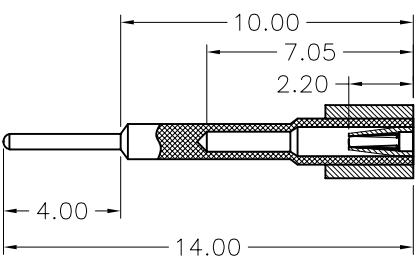
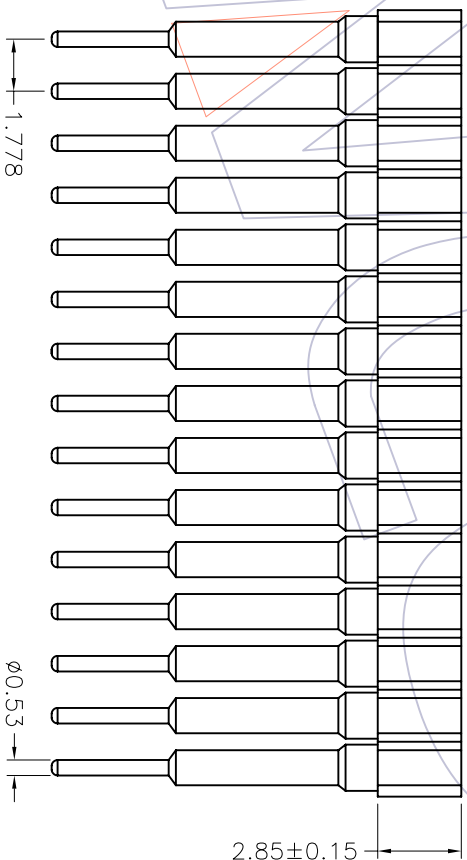
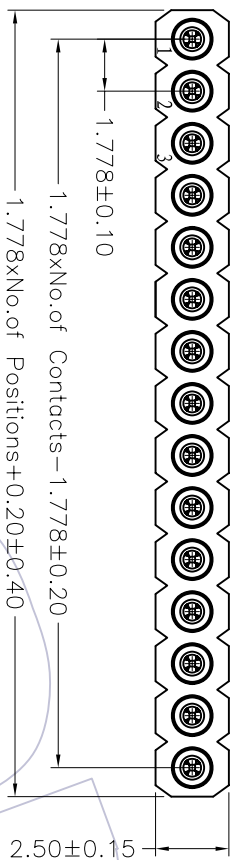
TECHNICAL SPECS:

Current Rating: 1.0AMP
 Contact Resistance: 10mΩ Max
 Dielectric Strength: Min 1000Vrms
 Mechanical Life: Min 500 cycles
 Mating Pin: $\phi 0.40$ to $\phi 0.56$ mm
 Forces: (polished steel gauge $\phi 0.43$ mm)
 -Insertion: 2N typ. -Withdrawal: 1N typ.
 Operation Temperature: -40°C to +105°C

Sleeve: Brass CuZn36Pb3(C356000)
 Contact Clip(4 finger): BeCu(C17200)
 Contact plating: Au or Sn over Ni
 Insulator Material: PPS+30%G.F(UL94V-0)



Recommended P.C.B Layout(Top Side)
 (PCB BOARD TOLERANCE±0.05)



Ordering Information

3523-281 XX S XX 140 X 1

No. of Pin: 2-38PIN
 Contact Plating:
 G0=Gold Flash
 G1=3u"Gold
 G2=5u"Gold
 G3=10u"Gold
 G4=15u"Gold
 G5=30u"Gold
 S0=Gold Flash/Tin
 S1=3u"Gold/Tin
 S2=5u"Gold/Tin
 S3=10u"Gold/Tin
 S4=15u"Gold/Tin
 S5=30u"Gold/Tin

Packing:
 A=Tray
 T=Tube

REV	DATE	MODIFICATION DESCRIPTION	CHANGE	APPROVE	OPERATION	DRAW	WEIXD	SCALE	PART NO.	TITLE:
A0	08/10/13	NEW			X.X ±0.40	DESIGN	08/10/13	1:1	3523-281XXSX140X1	1.778mm MACHINED FEMALE HEADER SINGLE ROW 180° H=2.85 L=14.0
					X.XX ±0.25	CHECK		A4		
					X.XXX ±0.15	APPROVE		1/1		
					Angle ± 3'	PROU.			Customer NO.	

WCON 维峰五金电子有限公司
 WAVE HARDWARE ELECTRONICS CO. LTD