

HSP

TECHNICAL SPECS:

Current Rating: 1.0AMP
 Contact Resistance: 10mΩ Max
 Dielectric Strength: Min 1000V_{RMS}
 Mechanical Life: Min 500 cycles
 Operation Temperature: -40°C to +105°C

Sleeve: Brass CuZn36Pb3(C360000)
 Connecting Pin: $\phi 0.41$ mm
 Contact plating: Au or Sn over Ni
 Insulator Material: PPS+30%G.F.(UL94V-0)
 Coplanarity SMD terminations: max 0.1mm
 (measured on 25mm long connectors)

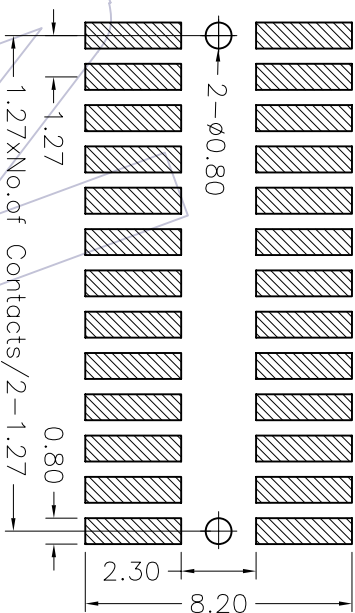
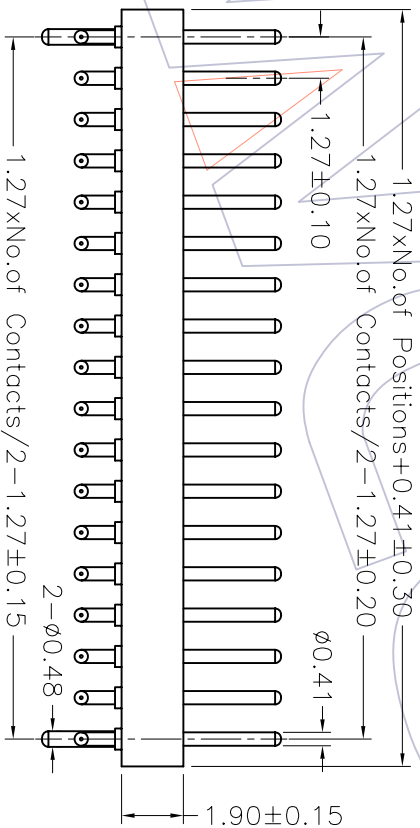
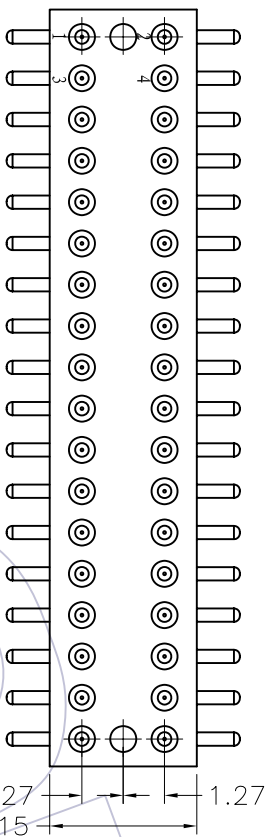
Ordering Information

3514-192 XX M XX 082 X 2

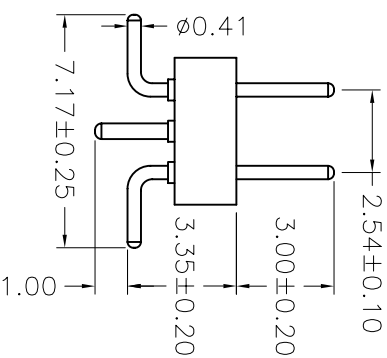
No. of Pin
 2-50PIN

Contact Plating
 G0=Gold Flash
 G1=3u"Gold
 G2=5u"Gold
 G3=10u"Gold
 G4=15u"Gold
 G5=30u"Gold
 S0=Gold Flash/Tin
 S1=3u"Gold/Tin
 S2=5u"Gold/Tin
 S3=10u"Gold/Tin
 S4=15u"Gold/Tin
 S5=30u"Gold/Tin
 SN=Tin

Packaging
 T=Tube
 P=Tube+CAP
 R=Tube&Reel+CAP



Recommended P.C.B Layout(Top Side)
 (PCB BOARD TOLERANCE±0.05)



REV	DATE	MODIFICATION DESCRIPTION	CHANGE APPROVE	OPERATION	DRAW	WEIXD	SCALE	PART NO.
A0	08/10/17	NEW		XXX ±0.30	DESIGN	08/10/17	1:1	3514-192XXMXX082X2
				XXX ±0.20	CHECK		mm	1.27mm MACHINED PIN HEADER THREE ROW 180° SMT H=1.90 L=8.2 WITH POST
				XXX ±0.10	APPROVE		A4	
				Angle ± 3'	PROU.		1/1	Customer NO.
				DIM TOL				

WCON 维峰五金电子有限公司
 WAVE HARDWARE ELECTRONICS CO. LTD