

HSPF

TECHNICAL SPECS:

Current Rating: 1.0AMP
 Contact Resistance: 10mΩ Max
 Dielectric Strength: Min 500Vrms
 Mechanical Life: Min 500 cycles
 Mating Pin: $\phi 0.38$ to $\phi 0.50$ mm
 Forces: (polished steel gauge $\phi 0.41$ mm)
 -Insertion: 0.5N typ. -Withdrawal: 0.2N typ.
 Operation Temperature: -40°C to $+105^{\circ}\text{C}$

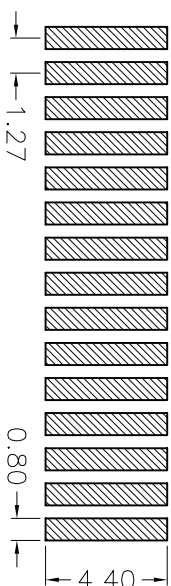
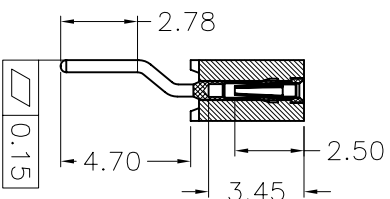
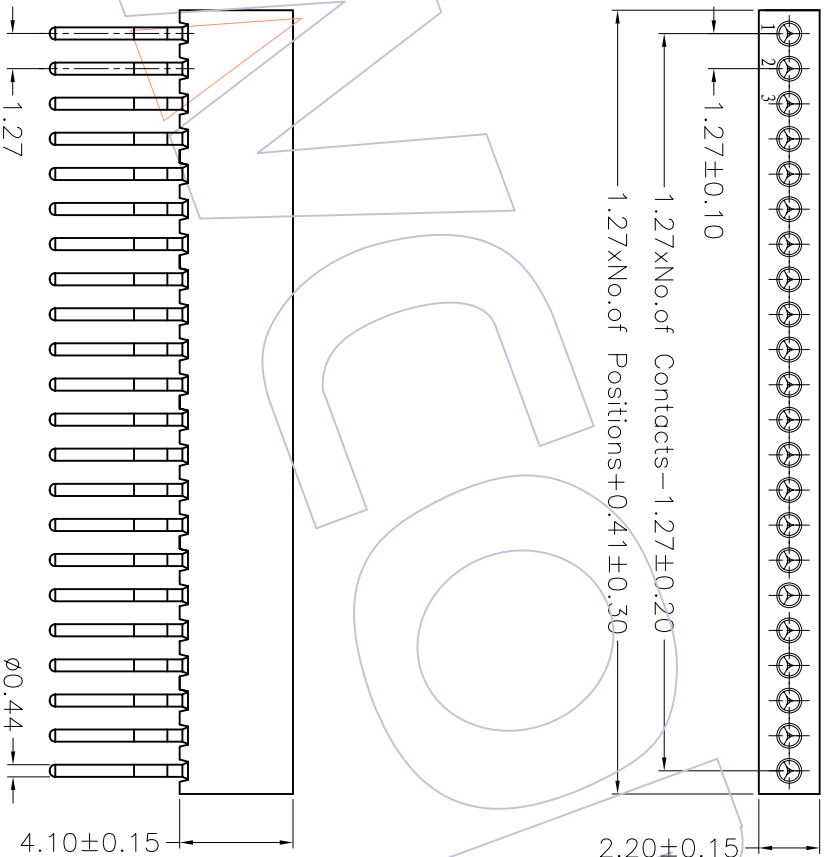
Sleeve: Brass CuZn36Pb3(C360000)
 Contact Clip(3 finger): BeCu(C17200)
 Contact plating: Au or Sn over Ni
 Insulator Material: PPS+30%G.F(UL94V-0)

Ordering Information

3524-411 XX Z XX 090 X 1

No. of Pin
 2~50PIN
 Contact Plating
 G0=Gold Flash
 G1=3u"Gold
 G2=5u"Gold
 G3=10u"Gold
 G4=15u"Gold
 G5=30u"Gold
 S0=Gold Flash/Tin
 S1=3u"Gold/Tin
 S2=5u"Gold/Tin
 S3=10u"Gold/Tin
 S4=15u"Gold/Tin
 S5=30u"Gold/Tin
 SN=Tim

Packaging
 A=Tray
 T=Tube



Recommended P.C.B Layout(Top Side)
 (PCB BOARD TOLERANCE±0.05)

REV	DATE	MODIFICATION DESCRIPTION	CHANGE	APPROVE	OPERATION	DRAW	WEIXD	08/10/13	SCALE	1:1	 维峰五金电子有限公司 WAVE HARDWARE ELECTRONICS CO. LTD	PART NO.	3524-411XXZX090X1
A0	08/10/13	NEW			XX XXX XXXX Angle DIM	DESIGN CHECK APPROVE		UNIT SIZE SHEET PROU.	mm A4 1/1			TITLE:	1.27mm MACHINED FEMALE HEADER SINGLE ROW 90° SMT H=4.1