

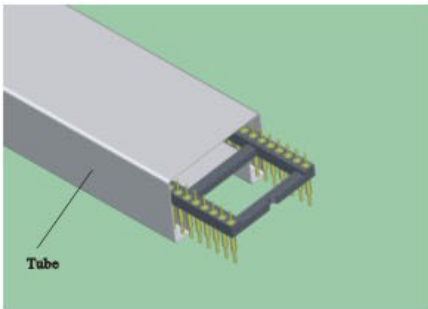


CONTACT


2.54mm Pin Header

SPECIFICATIONS


Insulator: Black glass filled polyester PBT+30%GF
 Flammability: UL94V-0
 Contact: Brass CuZn 36pb3(36000)
 Connecting pin ϕ : 0.47mm
 Mechanical life :min 100 cycles
 Rated resistance:1.0A
 Contact resistance: max 10m Ω
 Dielectric strength :min 1000VR_{MX}




Tube




3560-301XXSXXXXXXXX1



3560-303XXSXXXXXXXX1



3560-302XXSXXXXXXXX1



3560-305XXSXXXXXXXX1

3560-30 X XX S XX XXX X 1

ROW OF PITCH
 1:7.62 2:15.24
 3:10.16 5:22.86

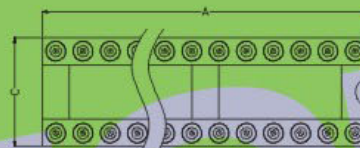
NO.OF PINS PER ROW
 6~32

CONTACT PLATING
 S0:1u" Gold/Tin S4:15u"Gold/Tin
 S1:3u" Gold/Tin S5:30u"Gold/Tin
 S2:5u" Gold/Tin S6:20u"Gold/Tin
 S3:10u"Gold/Tin SN:Tin

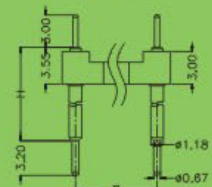
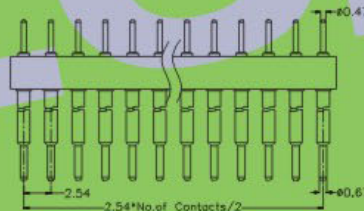
LENGTH OF TERMINAL

PACKING
 A:Tray T:Tube
 R:Tape & Reel
 O: PE Bag

PART NO.	NO. OF POSITIONS	DIM "A"	ROW PITCH DIM "B"	DIM "C"
3560-30106SXXXXXXXX1	06	7.60	7.62	10.10
3560-30108SXXXXXXXX1	08	10.10	7.62	10.10
3560-30110SXXXXXXXX1	10	12.60	7.62	10.10
3560-30112SXXXXXXXX1	12	15.20	7.62	10.10
3560-30114SXXXXXXXX1	14	17.70	7.62	10.10
3560-30116SXXXXXXXX1	16	20.30	7.62	10.10
3560-30118SXXXXXXXX1	18	22.80	7.62	10.10
3560-30120SXXXXXXXX1	20	25.30	7.62	10.10
3560-30122SXXXXXXXX1	22	27.80	7.62	10.10
3560-30124SXXXXXXXX1	24	30.40	7.62	10.10
3560-30128SXXXXXXXX1	28	35.50	7.62	10.10
3560-30320SXXXXXXXX1	20	25.40	10.16	12.60
3560-30322SXXXXXXXX1	22	27.80	10.16	12.60
3560-30324SXXXXXXXX1	24	30.40	10.16	12.60
3560-30328SXXXXXXXX1	28	35.50	10.16	12.60
3560-30332SXXXXXXXX1	32	40.60	10.16	12.60
3560-30224SXXXXXXXX1	24	30.50	15.24	17.70
3560-30228SXXXXXXXX1	28	35.50	15.24	17.70
3560-30232SXXXXXXXX1	32	40.60	15.24	17.70
3560-30236SXXXXXXXX1	36	45.70	15.24	17.70
3560-30240SXXXXXXXX1	40	50.80	15.24	17.70
3560-30242SXXXXXXXX1	42	53.30	15.24	17.70
3560-30248SXXXXXXXX1	48	60.90	15.24	17.70
3560-30250SXXXXXXXX1	50	63.50	15.24	17.70
3560-30252SXXXXXXXX1	52	66.00	15.24	17.70
3560-30550SXXXXXXXX1	50	63.50	22.86	25.30
3560-30552SXXXXXXXX1	52	66.00	22.86	25.30
3560-30564SXXXXXXXX1	64	81.20	22.86	25.30



DIM "H"
6.20mm
8.40mm
15.30mm
21.20mm
27.40mm



※ INNOVATION AND DEVELOPMENT ※ CONTINUAL IMPROVEMENT ※ QUALITY FOREMOST ※ CUSTOMER SATISFACTION ※

Http:www.wafe-china.com E-mail:sales@wafe-china.com

WAFE DONGGUAN FAX:+86 769 85358915 TEL:+86 769 85358920
 WAFE KUNSHAN FAX:+86 512 57468468 TEL:+86 512 57468418