



CONTACT CLIP


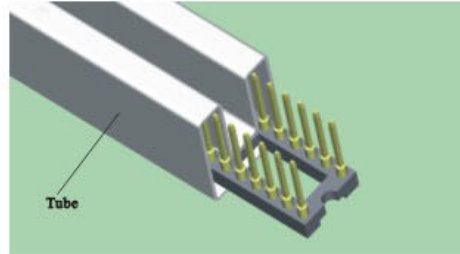


SLEEVE


2.54mm IC Socket

SPECIFICATIONS


Insulator: Black glass filled polyester PBT+30%GF
 Flammability: UL94V-0
 Sleeve: Brass CuZn 36pb3(36000)
 Contact clip(4 finger): Beryllium copper (C17200)
 Mating pin ϕ : 0.40 to 0.56mm
 Forces: (polished steel gauge ϕ 0.43mm)
 -Insetion: 2.0N typ. -Winthdrawal: 1.0N typ.
 Mechanical life :min 100 cycles
 Rated current: 1.0A
 Contact resistance: max 10m Ω
 Dielectric strength :min 1000VRMX




7110-301XXSXXXXXXXX1



7110-303XXSXXXXXXXX1



7110-302XXSXXXXXXXX1



7110-304XXSXXXXXXXX1

7110-30 X XX S XX XXX X 1

ROW OF PITCH
 1:7.62 2:15.24
 3:10.16 5:22.86

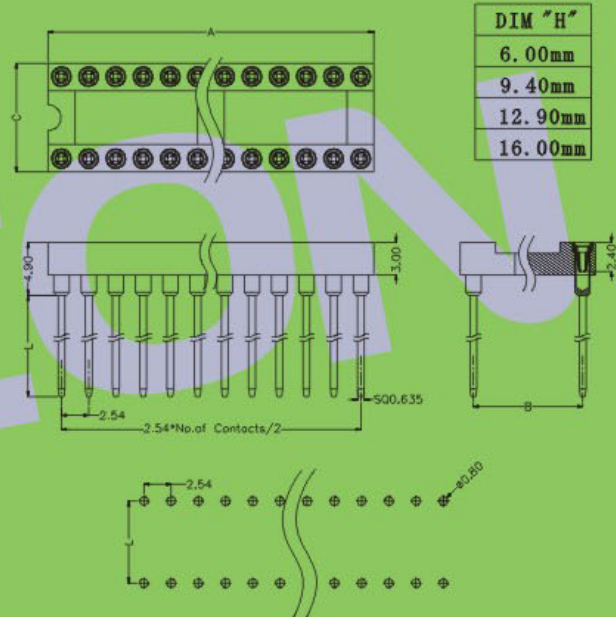
NO.OF PINS
 6~64

CONTACT PLATING
 S0:1u" Gold/Tin S4:15u"Gold/Tin
 S1:3u" Gold/Tin S5:30u"Gold/Tin
 S2:5u" Gold/Tin S6:20u"Gold/Tin
 S3:10u"Gold/Tin SN:Tin

LENGTH OF TERMINAL

PACKING
 A:Troy T:Tube
 R:Tape & Reel
 0: PE Bag

PART NO.	NO. OF POSITIONS	DIM "A"	ROW PITCH DIM "B"	DIM "C"
7110-80106SXXXXXXXX1	06	7.60	7.62	10.10
7110-90108SXXXXXXXX1	08	10.10	7.62	10.10
7110-90110SXXXXXXXX1	10	12.60	7.62	10.10
7110-90112SXXXXXXXX1	12	15.20	7.62	10.10
7110-90114SXXXXXXXX1	14	17.70	7.62	10.10
7110-90116SXXXXXXXX1	16	20.30	7.62	10.10
7110-90118SXXXXXXXX1	18	22.80	7.62	10.10
7110-90120SXXXXXXXX1	20	25.30	7.62	10.10
7110-90122SXXXXXXXX1	22	27.80	7.62	10.10
7110-90124SXXXXXXXX1	24	30.40	7.62	10.10
7110-90128SXXXXXXXX1	28	35.50	7.62	10.10
7110-90320SXXXXXXXX1	20	25.40	10.16	12.60
7110-90322SXXXXXXXX1	22	27.80	10.16	12.60
7110-90324SXXXXXXXX1	24	30.40	10.16	12.60
7110-90328SXXXXXXXX1	28	35.50	10.16	12.60
7110-90332SXXXXXXXX1	32	40.60	10.16	12.60
7110-90224SXXXXXXXX1	24	30.50	15.24	17.70
7110-90228SXXXXXXXX1	28	35.50	15.24	17.70
7110-90232SXXXXXXXX1	32	40.60	15.24	17.70
7110-90236SXXXXXXXX1	36	45.70	15.24	17.70
7110-90240SXXXXXXXX1	40	50.80	15.24	17.70
7110-90242SXXXXXXXX1	42	53.30	15.24	17.70
7110-90248SXXXXXXXX1	48	60.90	15.24	17.70
7110-90250SXXXXXXXX1	50	63.50	15.24	17.70
7110-90252SXXXXXXXX1	52	66.00	15.24	17.70
7110-90650SXXXXXXXX1	50	63.50	22.86	25.30
7110-90652SXXXXXXXX1	52	66.00	22.86	25.30
7110-90664SXXXXXXXX1	64	81.20	22.86	25.30



Recommended P. C. B Layout (top side)

※ INNOVATION AND DEVELOPMENT ※ CONTINUAL IMPROVEMENT ※ QUALITY FOREMOST ※ CUSTOMER SATISFACTION ※

Http:www.wafe-china.com E-mail:sales@wafe-china.com

WAFE DONGGUAN FAX:+86 769 85358915 TEL:+86 769 85358920
 WAFE KUNSHAN FAX:+86 512 57468468 TEL:+86 512 57468418