



CONTACT CLIP


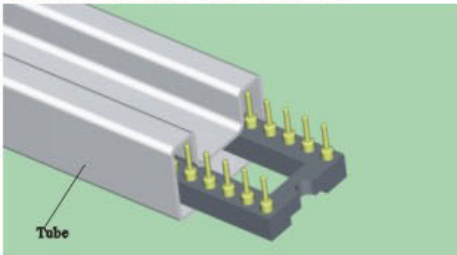


SLEEVE


2.54mm IC Socket

SPECIFICATIONS


Insulator: Black clgss filled polyester PBT+30%GF
 Flammability: UL94V-0
 Sleeve: Brass CuZn 36pb3(36000)
 Contact clip(4 finger): Beryllium copper (C17200)
 Mating pin ϕ : 0.40 to 0.56mm
 Forces: (polished steel gauge ϕ 0.43mm)
 -Insetion: 2.0N typ. -Winthdrawal: 1.0N typ.
 Mechanical life :min 100 cycles
 Rated cument: 1.0A
 Contact resistance: max 10m Ω
 Dielectric strength :min 1000VR_{MX}




7110-301XXSXX074X1



7110-303XXSXX074X1



7110-302XXSXX074X1



7110-304XXSXX074X1

7110-30 X XX S XX 074 X 1

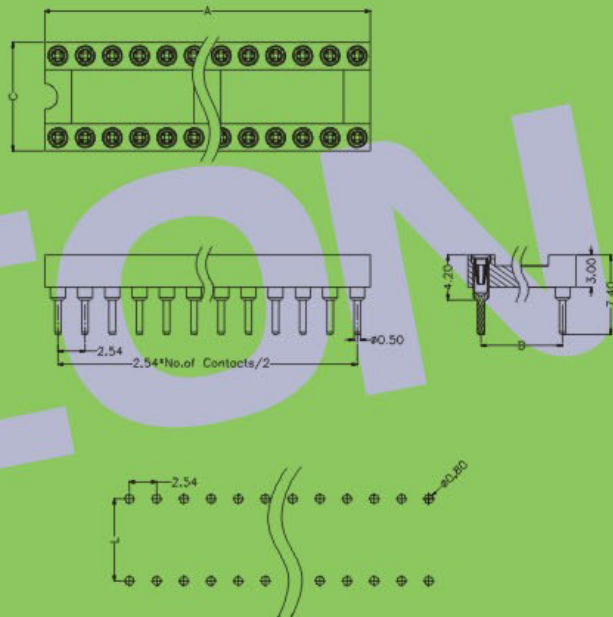
ROW OF PITCH
 1: 7.62 2: 15.24
 3: 10.16 5: 22.86

NO. OF PINS
 6~64

CONTACT PLATING
 S0: 1u" Gold/Tin S4: 15u" Gold/Tin
 S1: 3u" Gold/Tin S5: 30u" Gold/Tin
 S2: 5u" Gold/Tin S6: 20u" Gold/Tin
 S3: 10u" Gold/Tin SN: Tin

PACKING
 A: Tray T: Tube
 R: Tape & Reel
 0: PE Bag

PART NO.	NO. OF POSITIONS	DIM "A"	ROW PITCH DIM "B"	DIM "C"
7110-30106SXX074X1	06	7.60	7.62	10.10
7110-30108SXX074X1	08	10.10	7.62	10.10
7110-30110SXX074X1	10	12.60	7.62	10.10
7110-30114SXX074X1	14	17.70	7.62	10.10
7110-30116SXX074X1	16	20.30	7.62	10.10
7110-30118SXX074X1	18	22.80	7.62	10.10
7110-30120SXX074X1	20	25.30	7.62	10.10
7110-30122SXX074X1	22	27.80	7.62	10.10
7110-30124SXX074X1	24	30.40	7.62	10.10
7110-30128SXX074X1	28	35.50	7.62	10.10
7110-30320SXX074X1	20	25.40	10.16	12.60
7110-30322SXX074X1	22	27.80	10.16	12.60
7110-30324SXX074X1	24	30.40	10.16	12.60
7110-30328SXX074X1	28	35.50	10.16	12.60
7110-30332SXX074X1	32	40.60	10.16	12.60
7110-30224SXX074X1	24	30.50	15.24	17.70
7110-30228SXX074X1	28	35.50	15.24	17.70
7110-30232SXX074X1	32	40.60	15.24	17.70
7110-30236SXX074X1	36	45.70	15.24	17.70
7110-30240SXX074X1	40	50.80	15.24	17.70
7110-30242SXX074X1	42	53.30	15.24	17.70
7110-30248SXX074X1	48	60.90	15.24	17.70
7110-30250SXX074X1	50	63.50	15.24	17.70
7110-30252SXX074X1	52	66.00	15.24	17.70
7110-30550SXX074X1	50	63.50	22.86	25.30
7110-30552SXX074X1	52	66.00	22.86	25.30
7110-30564SXX074X1	64	81.20	22.86	25.30



Recommended P. C. B Layout (top side)

※ INNOVATION AND DEVELOPMENT ※ CONTINUAL IMPROVEMENT ※ QUALITY FOREMOST ※ CUSTOMER SATISFACTION ※

Http:www.wafe-china.com E-mail:sales@wafe-china.com

WAFE DONGGUAN FAX:+86 769 85358915 TEL:+86 769 85358920
 WAFE KUNSHAN FAX:+86 512 57468468 TEL:+86 512 57468418