

HSP

TECHNICAL SPECS:

Current Rating:3.0AMP
 Contact Resistance:10mΩ Max
 Dielectric Strength: Min 1000Vrms
 Mechanical Life: Min 500 cycles
 Mating Pin:φ0.40 to φ0.56mm

Forces: (polished steel gauge φ0.43mm)
 -Insertion:3N typ. -Withdrawal:1.5N typ.
 Operation Temperature:-40°C to +105°C


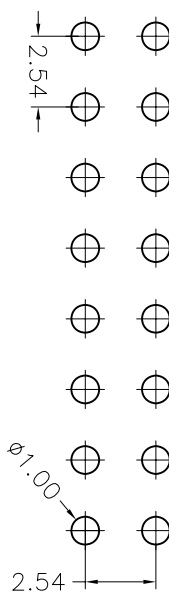
Sleeve:Brass CuZn36Pb3(C36000)

Contact Clip(4 finger):BeCu(C17200)

Contact plating:Au or Sn over Ni

Insulator Material:PPS+30%G.F.(UL94V-0)

Recommended P.C.B Layout(Top Side)
 (PCB BOARD TOLERANCE±0.05)



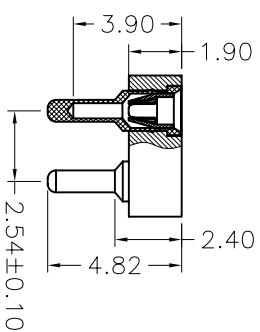
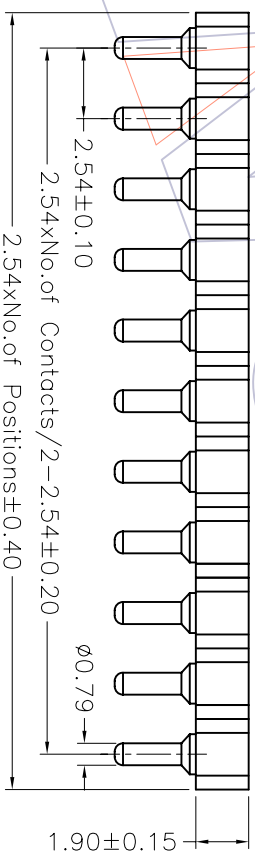
2.54±0.10
 5.08±0.15

Ordering Information

3520-192 XX S XX 048 X 1

No. of Pin 2-40PIN
 Contact Plating
 G0=Gold Flash
 G1=3u"Gold
 G2=5u"Gold
 G3=10u"Gold
 G4=15u"Gold
 G5=30u"Gold
 S0=Gold Flash/Tin
 S1=3u"Gold/Tin
 S2=5u"Gold/Tin
 S3=10u"Gold/Tin
 S4=15u"Gold/Tin
 S5=30u"Gold/Tin
 SN=Tin

Packing
 A=Tray
 T=Tube



REV	DATE	MODIFICATION DESCRIPTION	CHANGE	APPROVE	OPERATION		DRAW	WEIXD	08/10/14	SCALE		PART NO.	TITLE:
					Angle	± 3'				UNIT	mm		
A0	08/10/14	NEW			XXX	±0.30	DESIGN			1:1	A4	3520-192XXSX048X1	2.54mm MACHINED FEMALE HEADER DIAL ROW 180° H=1.90 L=4.8
					XXX	±0.20	CHECK				1/1		
					XXX	±0.10	APPROVE						
					DM	TOL							

WCON 维峰五金电子有限公司
 WAFE HARDWARE ELECTRONICS CO. LTD