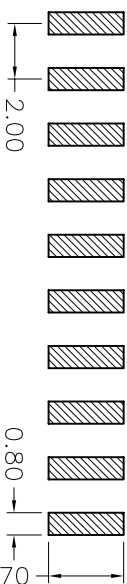
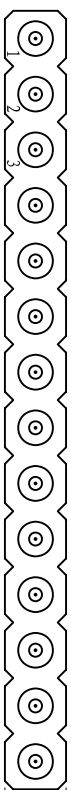


HSP

TECHNICAL SPECS:

Current Rating: 3.0AMP
 Contact Resistance: 10mΩ Max
 Dielectric Strength: Min 1000Vrms
 Mechanical Life: Min 500 cycles
 Operation Temperature: -40°C to +105°C

Sleeve: Brass CuZn36Pb3(C36000)
 Connecting Pin: ϕ 0.47mm
 Contact plating: Au or Sn over Ni
 Insulator Material: PPS+30%G.F.(UL94V-0)
 Coplanarity SMD terminations: max 0.1mm
 (measured on 25mm long connectors)



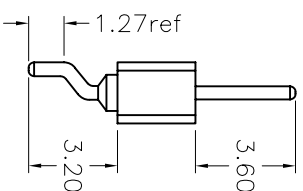
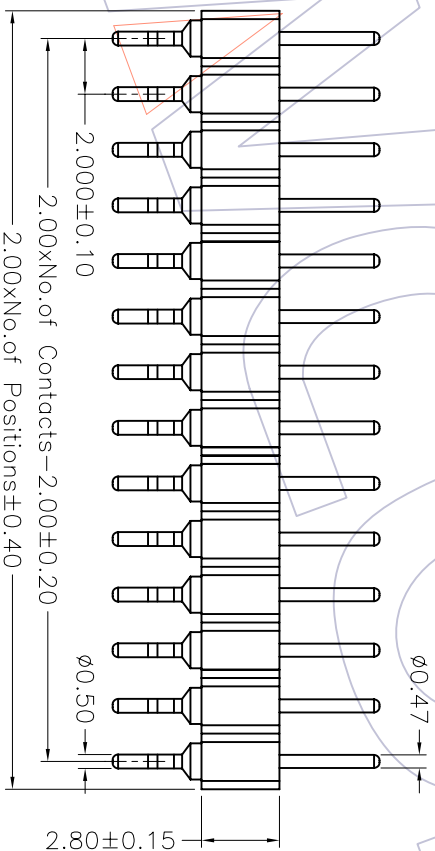
Recommended P.C.B Layout(Top Side)

(PCB BOARD TOLERANCE \pm 0.05)

Ordering Information

3512-281 XX Z XX 100 X 1

- | | | |
|-----------------------|---|--|
| No. of Pin
2-40PIN | Contact Plating
G0=Gold Flash
G1=3u"Gold
G2=5u"Gold
G3=10u"Gold
G4=15u"Gold
G5=30u"Gold
S0=Gold Flash/Tin
S1=3u"Gold/Tin
S2=5u"Gold/Tin
S3=10u"Gold/Tin
S4=15u"Gold/Tin
S5=30u"Gold/Tin
SN=Tin | Packing
A=Tray
T=Tube
P=Tube+CAP
R=Tray&Reel+CAP |
|-----------------------|---|--|



REV	DATE	MODIFICATION DESCRIPTION	CHANGE	APPROVE	OPERATION	DRAW	WEIXD	SCALE	PART NO.	TITLE:
A0	08/10/17	NEW			XXX XXX XXX	DESIGN CHECK	08/10/17	1:1 mm	3512-281XXZXX100X1	2.00mm MACHINED PIN HEADER SINGLE ROW 90° SMT l=2.80 l=10.0
1					XXX XXX XXX	DESIGN CHECK		A4		
					Angle DIM	CHECK		1/1		
					± 3'	APPROVE			Customer NO.	

WCON 维峰五金电子有限公司
 WAVE HARDWARE ELECTRONICS CO. LTD