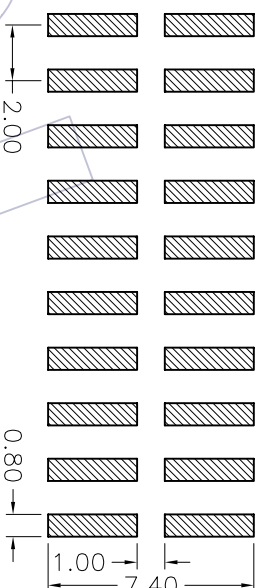
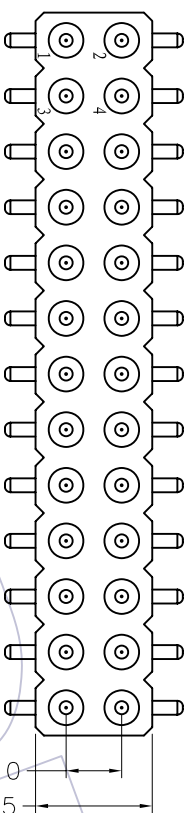


HSP

TECHNICAL SPECS:

Current Rating: 3.0AMP
 Contact Resistance: 10mΩ Max
 Dielectric Strength: Min 1000Vrms
 Mechanical Life: Min 500 cycles
 Operation Temperature: -40°C to +105°C

Sleeve: Brass CuZn36Pb3(C360000)
 Connecting Pin: $\phi 0.47$ mm
 Contact plating: Au or Sn over Ni
 Insulator Material: PPS+30%G.F(UL94V-0)
 Coplanarity SMD terminations: max 0.1mm
 (measured on 25mm long connectors)

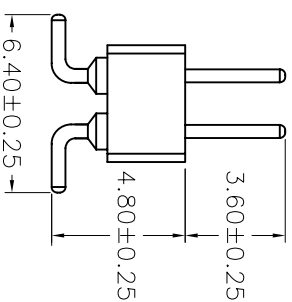
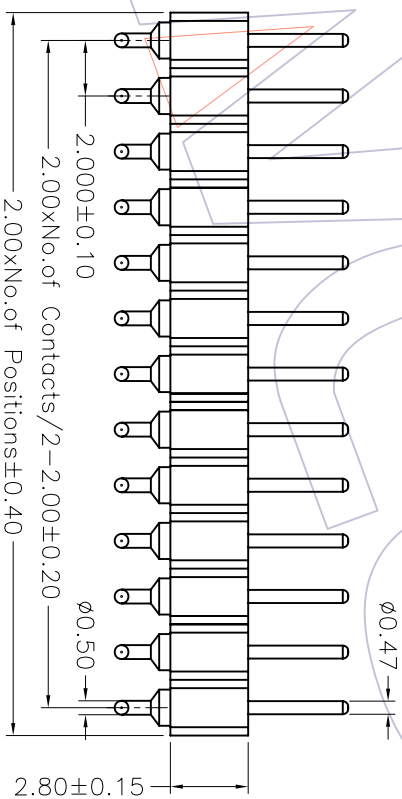


Recommended P.C.B Layout(Top Side)
 (PCB BOARD TOLERANCE±0.05)

Ordering Information

3512-282 XX M XX 101 X 1

- No. of Pin 2-40PIN
- Contact Plating G0=Gold Flash
- G1=3u"Gold
- G2=5u"Gold
- G3=10u"Gold
- G4=15u"Gold
- G5=30u"Gold
- S0=Gold Flash/Tin
- S1=3u"Gold/Tin
- S2=5u"Gold/Tin
- S3=10u"Gold/Tin
- S4=15u"Gold/Tin
- S5=30u"Gold/Tin
- SN=Tin
- Packing T=Tube
- P=Tube+CAP
- R=Tape&Reel+CAP



| | | | | | | | | | | | |
|-----|----------|--------------------------|--------|---------|--|---------|-------|----------|-------|-----|--|
| REV | DATE | MODIFICATION DESCRIPTION | CHANGE | APPROVE | OPERATION | DRAW | WEIXD | 08/10/17 | SCALE | 1:1 | 维峰五金电子有限公司 WAVE HARDWARE ELECTRONICS CO. LTD |
| AO | 08/10/17 | NEW | | | X.X ±0.40 X.XX ±0.25 X.XXX ±0.15 Angle ± 3° | DESIGN | | | UNIT | mm | |
| | | | | | | CHECK | | | SIZE | A4 | PART NO. |
| | | | | | | APPROVE | | | SHEET | 1/1 | TITLE: |
| | | | | | | | | | PROJ. | | Customer NO. |
| | | | | | | | | | | | 3512-282XXMX101X1 2.00mm MACHINED PIN HEADER DIAL ROW 180° SMT H=2.80 L=10.1 |