

HSPF

TECHNICAL SPECS:

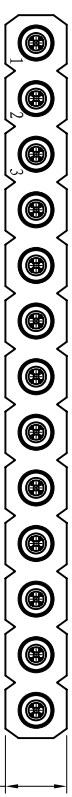
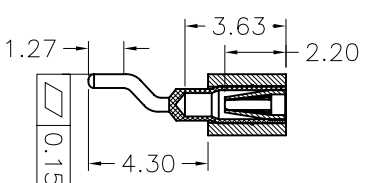
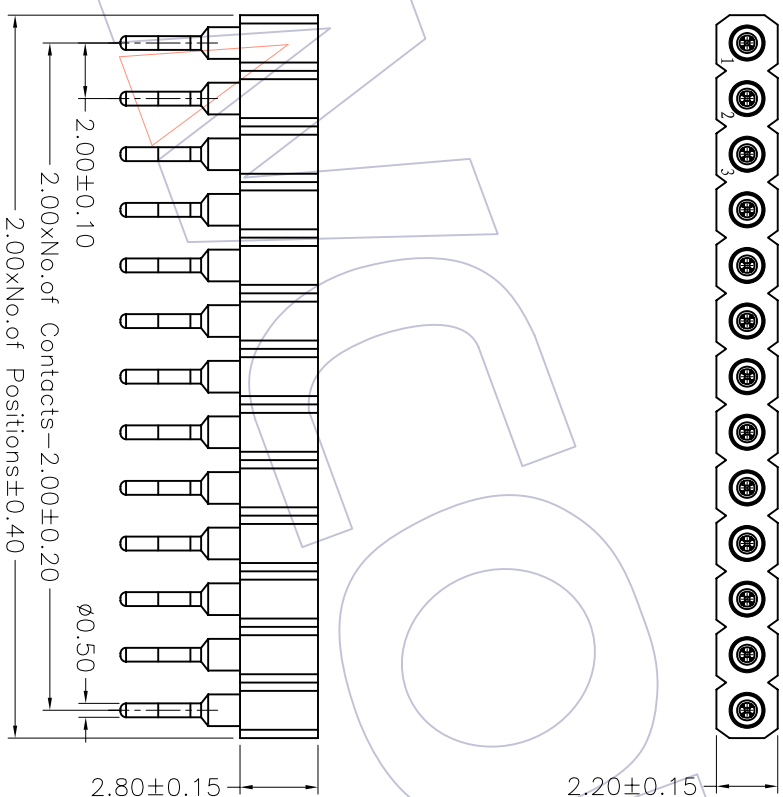
Current Rating:3.0AMP
 Contact Resistance:10mΩ Max
 Dielectric Strength: Min 1000Vrms
 Mechanical Life: Min 500 cycles
 Mating Pin:φ0.40 to φ0.66mm or 0.50SQA
 Forces: (polished steel gauge φ0.46mm)
 -Insertion:0.7N typ. -Withdrawal:0.4N typ.
 Operation Temperature:-40°C to +105°C

Sleeve:Brass CuZn36Pb3(C356000)
 Contact Clip(4 finger):BeCu(C17200)
 Contact plating:Au or Sn over Ni
 Insulator Material:PPS+30%G.F(UL94V-0)

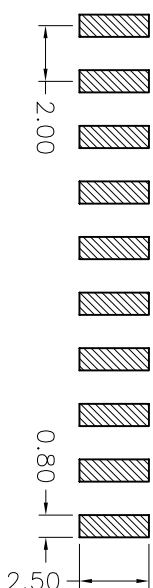
Ordering Information

3522-281 **XX Z XX 074 X 1**

- | | | |
|-----------------------|--------------------------------------------------------------------------------------------------------------------------|-----------------------------|
| No. of Pin
2-40PIN | Contact Plating
G0=Gold Flash
G1=3u"Gold
G2=5u"Gold
G3=10u"Gold
G4=15u"Gold
G5=30u"Gold | Packing
A=Tray
T=Tube |
| | S0=Gold Flash/Tin
S1=3u"Gold/Tin
S2=5u"Gold/Tin
S3=10u"Gold/Tin
S4=15u"Gold/Tin
S5=30u"Gold/Tin
SN=Tin | |



Recommended P.C.B Layout(Top Side)
 (PCB BOARD TOLERANCE±0.05)



REV	DATE	MODIFICATION DESCRIPTION	CHANGE	APPROVE	OPERATION X.X ±0.40	DRAW	WEIXD	08/10/13	SCALE	1:1	 维峰五金电子有限公司 WAVE HARDWARE ELECTRONICS CO. LTD	PART NO.	3522-281XXZX074X1	
A0	08/10/13	NEW			X.XX ±0.25	DESIGN		UNIT	mm			SHEET	1/1	TITLE:
					Angle ± 3'	CHECK		SIZE	A4		PROJ.		Customer NO.	