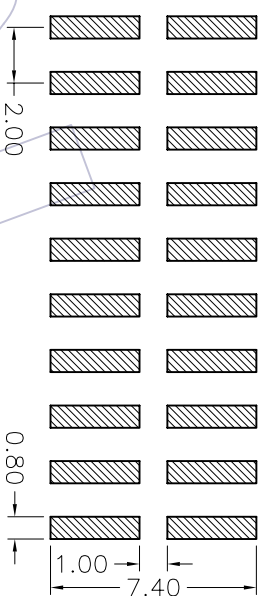
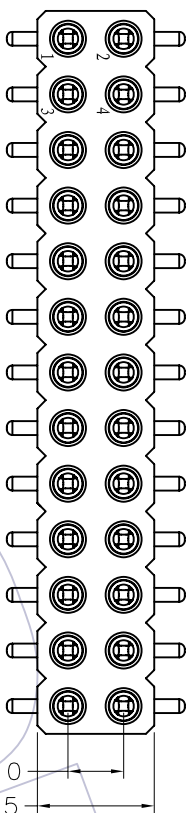


# HSPF

## TECHNICAL SPECS:

Current Rating:3.0AMP  
 Contact Resistance:10mΩ Max  
 Dielectric Strength: Min 1000Vrms  
 Mechanical Life: Min 500 cycles  
 Mating Pin:∅0.40 to ∅0.56mm or 0.50SQA  
 Forces: (polished steel gauge ∅0.46mm)  
 -Insertion:0.7N typ. -Withdrawal:0.4N typ.  
 Operation Temperature:-40°C to +105°C

Sleeve:Brass CuZn36Pb3(C36000)  
 Contact Clip(4 finger):BeCu(C17200)  
 Contact plating:Au or Sn over Ni  
 Insulator Material:PPS+30%G.F(UL94V-0)  
 Coplanarity SMD terminations:max 0.1mm  
 (measured on 25mm long connectors)

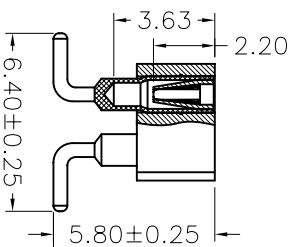
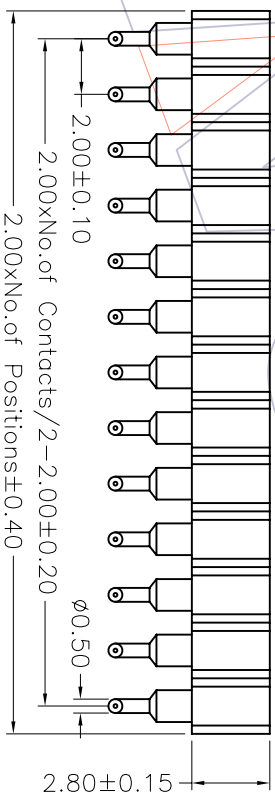


Recommended P.C.B. Layout(Top Side)  
 (PCB BOARD TOLERANCE±0.05)

## Ordering Information

3522-282 XX M XX 074 X 1

No. of Pin 2-40PIN	Contact Plating	Packing
G0=Gold Flash	T=Tube	
G1=3u"Gold	P=Tube+CAP	
G2=5u"Gold	R=Tap&Red+CAP	
G3=10u"Gold		
G4=15u"Gold		
G5=30u"Gold		
S0=Gold Flash/Tin		
S1=3u"Gold/Tin		
S2=5u"Gold/Tin		
S3=10u"Gold/Tin		
S4=15u"Gold/Tin		
S5=30u"Gold/Tin		
SN=Tin		



REV	DATE	MODIFICATION DESCRIPTION	CHANGE	APPROVE	OPERATION		DRAW	WEIXD	08/10/13	SCALE		PART NO.	TITLE:
					DM	TOL				UNIT	mm		
A0	08/10/13	NEW			X.X	±0.40	DESIGN			1:1	A4	3522-282XXMXX074X1	2.00mm MACHINED FEMALE HEADER DUAL ROW SMT H=2.80 L=7.4
					X.XX	±0.25	CHECK				1/1		
					X.XXX	±0.15	APPROVE						
					Angle	± 3'	PROJ.						Customer NO.

**WCON** 维峰五金电子有限公司  
 WAFER HARDWARE ELECTRONICS CO. LTD