

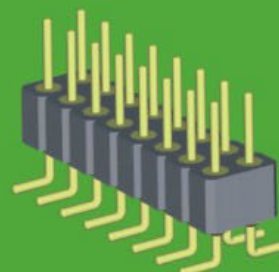
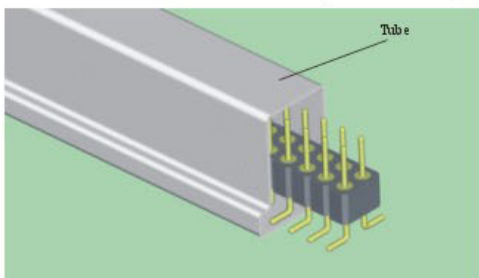


CONTACT

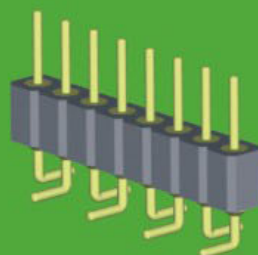
## 2. 00mm Machined Pin Header

### SPECIFICATIONS

Insulator: Black glass filled polyester PPS+30%GF  
 Flammability: UL94V-0  
 Contact: Brass CuZn 36pb3(36000)  
 Connecting pin $\phi$ : 0.41mm  
 Mechanical life :min 500 cycles  
 Rated resistance:1.0A  
 Contact resistance: max 10m $\Omega$   
 Dielectric strength :min 1000V RMX  
 Coplanarity SMD terminations: max 0.1mm  
 (measured on 25 mm long connectors)



3512-282XXMXX100X1



3512-281XXMXX100X1

**3512-28 X XX M XX 100 X 1**

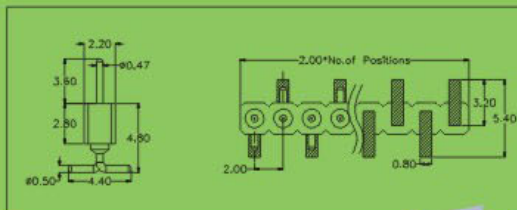
NO.OF ROW  
 1: Single Row  
 2: Double Row

NO.OF PINS  
 PER ROW

CONTACT PLATING  
 S0:1 $\mu$ " Gold/Tin S4:15 $\mu$ "Gold/Tin  
 S1:3 $\mu$ " Gold/Tin S5:30 $\mu$ "Gold/Tin  
 S2:5 $\mu$ " Gold/Tin S6:20 $\mu$ "Gold/Tin  
 S3:10 $\mu$ "Gold/Tin SN:Tin

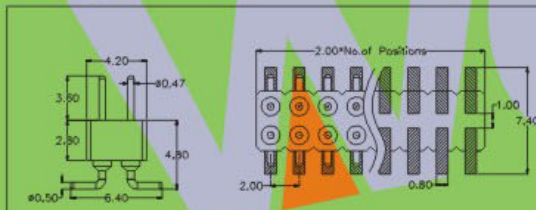
LENGTH OF TERMINAL  
 100:10.00mm

PACKING  
 A:Tray T:Tube  
 R:Tape & Reel  
 0: PE Bag



3512-281XXMXX100X1

SMD socket connector:single row  
 perpendicular mount  
 Availability from:2 to 40 contacts  
 Standard number of contacts 40



3512-282XXMXX100X1

SMD socket connector:double row  
 perpendicular mount  
 Availability from:4 to 80 contacts  
 Standard number of contacts 80