



CONTACT CLIP





SLEEVE


1. 778mm Machined Female Header

SPECIFICATIONS

Insulator: Black glass filled polyester PPS+30%GF
 Flammability: UL94V-0
 Sleeve: Brass CuZn 36pb3(36000)
 Contact clip(4 finger): Beryllium copper (C17200)
 Making pin \varnothing : 0.40 to 0.56mm
 Forces: (polished steel gauge \varnothing 0.43mm)
 -Insetion: 2.0N typ. -Winthdrawal: 1.0N typ.
 Mechanical life : min 500 cycles
 Rated current: 1.0A
 Contact resistance: max 10m Ω
 Dielectric strength : min 500V RMX




3523-281XXSXX074X1



3523-281XXSXX140X1



SLEEVE



3523-281XXSXX117X1

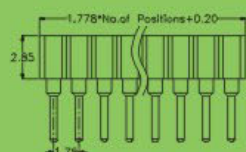
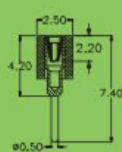
3523-28 1 XX S XX XXX X 1

NO. OF PINS
PER ROW

CONTACT PLATING
 S0:1 μ " Gold/Tin S4:15 μ "Gold/Tin
 S1:3 μ " Gold/Tin S5:30 μ "Gold/Tin
 S2:5 μ " Gold/Tin S6:20 μ "Gold/Tin
 S3:10 μ "Gold/Tin SN: Tin

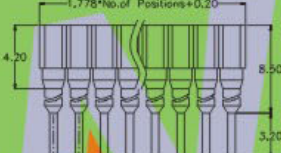
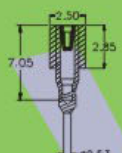
LENGTH OF TERMINAL
 074:7.40mm
 117:11.70mm
 140:14.00

PACKING
 A: Tray T: Tube
 R: Tape & Reel
 O: PE Bag



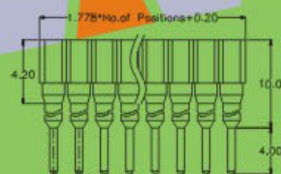
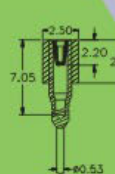
3523-281XXSXX074X1

Straight socket connector: single row grid spacing 1.778mm
 Availability from: 2 to 38 contacts
 Standard number of contacts 21 and 38



3523-281XXSXX117X1

Straight socket connectorelevated: single row grid spacing 1.778mm
 Availability from: 2 to 38 contacts
 Standard number of contacts 21 and 38



3523-281XXSXX140X1

Straight socket connector elevated: single row grid spacing 1.778mm
 Availability from: 2 to 38 contacts
 Standard number of contacts 38

※ INNOVATION AND DEVELOPMENT ※ CONTINUAL IMPROVEMENT ※ QUALITY FOREMOST ※ CUSTOMER SATISFACTION ※

Http:www.wafe-china.com E-mail:sales@wafe-china.com

WAFE DONGGUAN FAX:+86 769 85358915 TEL:+86 769 85358920
 WAFE KUNSHAN FAX:+86 512 57468468 TEL:+86 512 57468418