

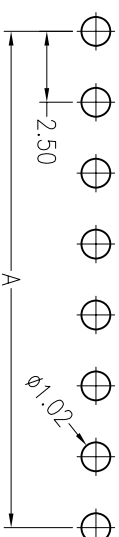
# HSF

**NOTES:**

Rating Voltage:125V AC/DC  
 Current Rating:1.0AMP  
 Contact Resistance:20mΩ max  
 Withstand Voltage:500V AC/DC  
 Insulation Resistance:100MΩ min  
 Operation Temperature:-25°C to +85°C

Contact Material:Phosphor bronze  
 Contact plating:Au or Sn Over Ni  
 Insulator Material:Nylon UL94V-0

Recommended P.C.B Layout(Top Side)  
 (PCB BOARD TOLERANCE±0.05)



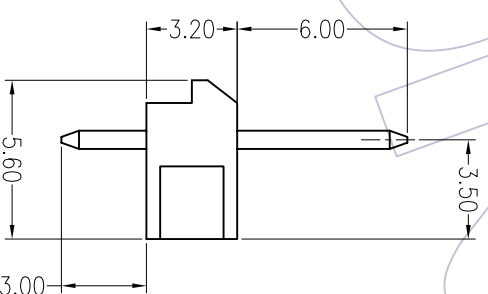
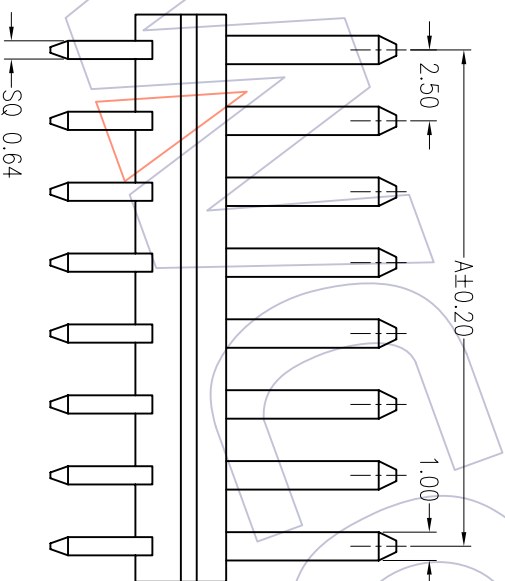
Specification & Ordering Information:

Circuit	Part No.	Dimension	
		A	
02	WF2508-WS02XX1	2.50	
03	WF2508-WS03XX1	5.00	
04	WF2508-WS04XX1	7.50	
05	WF2508-WS05XX1	10.00	
06	WF2508-WS06XX1	12.50	
07	WF2508-WS07XX1	15.00	
08	WF2508-WS08XX1	17.50	
09	WF2508-WS09XX1	20.00	
10	WF2508-WS10XX1	22.50	
11	WF2508-WS11XX1	25.00	
12	WF2508-WS12XX1	27.50	
13	WF2508-WS13XX1	30.00	
14	WF2508-WS14XX1	32.50	
15	WF2508-WS15XX1	35.00	
16	WF2508-WS16XX1	37.50	
17	WF2508-WS17XX1	40.00	
18	WF2508-WS18XX1	42.50	
19	WF2508-WS19XX1	45.00	
20	WF2508-WS20XX1	47.50	
21	WF2508-WS21XX1	50.00	
22	WF2508-WS22XX1	52.50	
23	WF2508-WS23XX1	55.00	
24	WF2508-WS24XX1	57.50	
25	WF2508-WS25XX1	60.00	

## Ordering Information

WF 2508 - WS XX X X 1

No. of pins      Color      Packing  
 02-25pin      B=Black      0=PE Bag  
                   E=Beige      A=Tray  
                   W=White      T=Tube



OPERATION	DRAW	SCALE	WILLIAM CHAN	
			08/08/06	1:1
X.X	DESIGN	UNIT	mm	
X.XX	CHECK	SIZE	A4	
X.XXX	APPROVE	SHEET	1/1	
Angle		PROJ.		
± 2'				
± 0.10				
± 0.20				
± 0.30				

**WCON** 维峰五金电子有限公司  
 WAFER HARDWARE ELECTRONICS CO.,LTD

SBE TAB

2.50mm WAFER 180° DIP

REV	DATE	MODIFICATION DESCRIPTION	CHANGE	APPROVE	DIM	TOL	APPROVE
A0	08/08/06	NEW					
1							
2							
3							
4							
5							
6							
7							
8							
9							
10							