

HSF

NOTES:

Current Rating:1.5AMP
 Contact Resistance:20mΩ max
 Withstand Voltage:500V AC/DC
 Insulation Resistance:1000MΩ min
 Operation Temperature:-40°C to +105°C

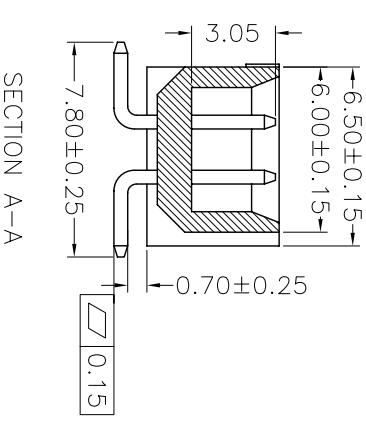
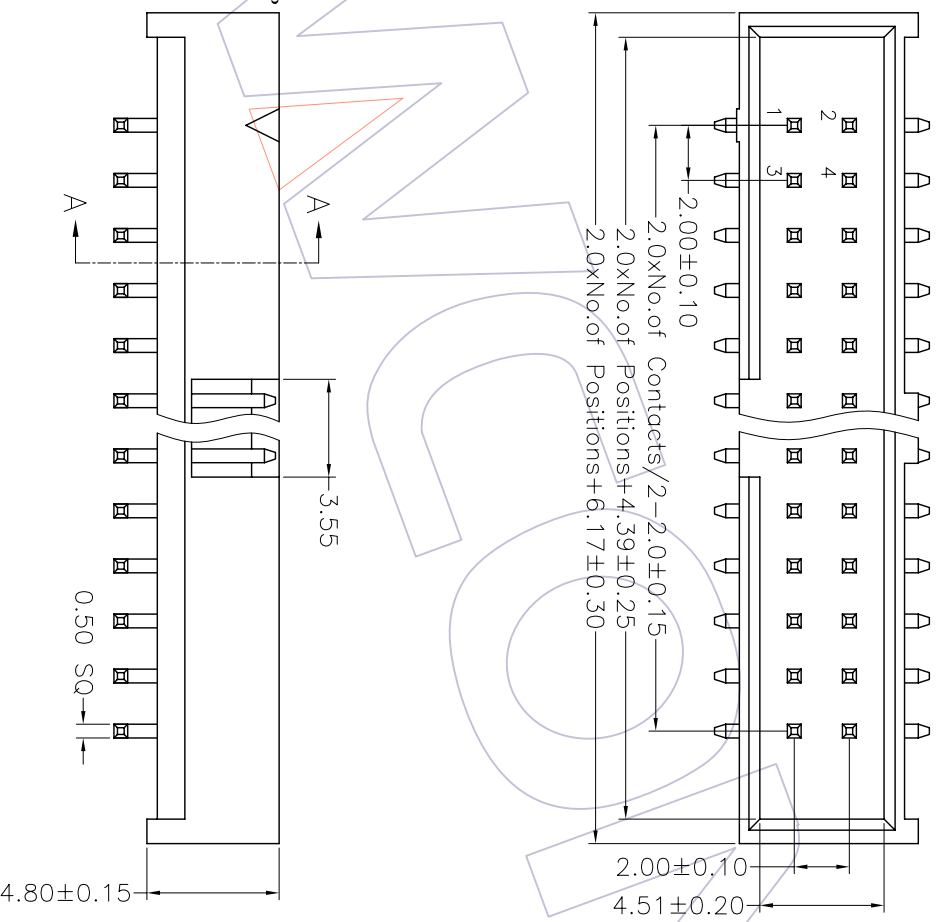
Contact Material:Brass
 Contact plating:Au or Sn Over Ni
 Insulator Material:LCF+30%GF(UL94V-0)

Ordering Information

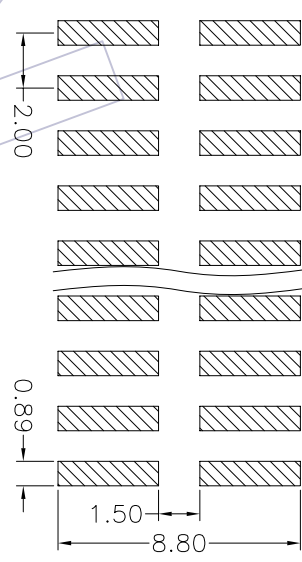
3124-XX M XX B K00 X 1

- | | | | |
|------------|-----------------|-----------------|-----------------|
| No.of Pins | Contact Plating | Color Insulator | Packing |
| 10 30 | GO=Gold Flash | B=Black | T=Tube |
| 14 34 | G1=3u"Gold | U=Blue | P=Tube+CAP |
| 16 40 | G2=5u"Gold | W=White | R=Tape&Reel+CAP |
| 20 44 | G3=10u"Gold | | |
| 24 50 | G4=15u"Gold | | |
| 26 60 | G5=30u"Gold | | |

- | |
|-------------------|
| S0=Gold Flash/Tin |
| S1=3u"Gold/Tin |
| S2=5u"Gold/Tin |
| S3=10u"Gold/Tin |
| S4=15u"Gold/Tin |
| S5=30u"Gold/Tin |
| SN=Tin |



Recommended P.C.B Layout(Top Side)
 (PCB BOARD TOLERANCE±0.05)



REV	DATE	MODIFICATION	DESCRIPTION	CHANGE	APPROVE	OPERATION	DRAW	WEIXD	08/05/06	SCALE	4:1	 WCON 维峰五金电子有限公司 WAFER HARDWARE ELECTRONICS CO.,LTD	PART NO.	3124-XXMXXBK00X1
A0	08/05/06	NEW				XX ±0.40 XXX ±0.25 XXXX ±0.15 Angle ± 3'	DESIGN			UNIT	mm			TITLE:
1							CHECK			SIZE	A4			
							APPROVE			PROJ.				Customer NO.