

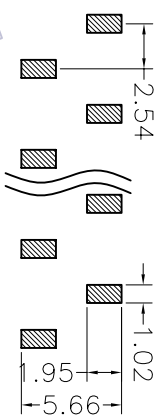
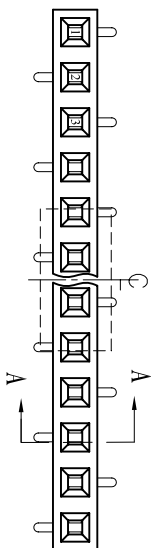
HSP

Recommended P.C.B Layout(TOP Side)
(PCB BOARD TOLERANCE±0.05)

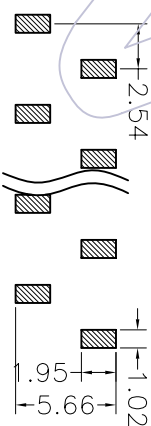
NOTES:

Current Rating: 3.0AMP
Withstand Voltage: 500V AC/DC
Contact Resistance: 20mΩ Max
Insulation Resistance: 1000MΩMin
Operation Temperature: -40°C to +105°C

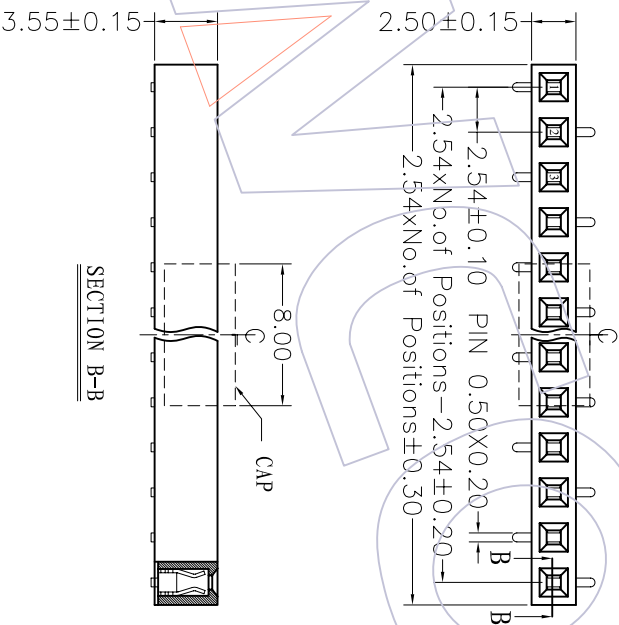
Contact Material: Phosphor Bronze
Contact plating: Au or Sn over Ni
Insulator Material: PA6T+30%G. F UL94V-0



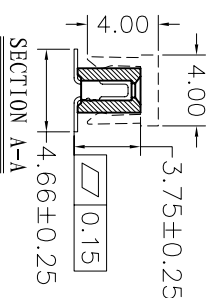
Type 2



Type 1



SECTION B-B



SECTION A-A

Ordering Information

2135 - 1 XX M XX C U N X X

No. of Pins per Row: 02~40PIN
Contact Plating: GQ=Gold Flash, GI=3μ"Gold, GS=5μ"Gold, G3=10μ"Gold, G4=15μ"Gold, GS=30μ"Gold
SO=Gold Flash/Tin, SI=3μ"Gold/Tin, S2=5μ"Gold/Tin, S3=10μ"Gold/Tin, S4=15μ"Gold/Tin, S5=30μ"Gold/Tin, SN=Tin
Packing: T=Tube, P=Tube+CAP, R=Tube&Reel+CAP
Series No.: 1=TYPE 1, 2=TYPE 2

REV	DATE	MODIFICATION DESCRIPTION	CHANGE	APPROVE	OPERATION	DRAW	WEIXD	SCALE	PART NO.	TITLE:
A0	08/03/01	NEW			XXX XXX XXX	DESIGN CHECK		2.5:1 mm A4	SEE TABLE	FH2.54 SINGLE SMT H=3.5
1					XXX XXX XXX	DESIGN CHECK		2.5:1 mm A4	Customer NO.	

TYPE	PART NO.
TYPE 1	2135-1XXMXXCUNX1
TYPE 2	2135-1XXMXXCUNX2

WCON 维峰五金电子有限公司
WAVE HARDWARE ELECTRONICS CO. LTD