

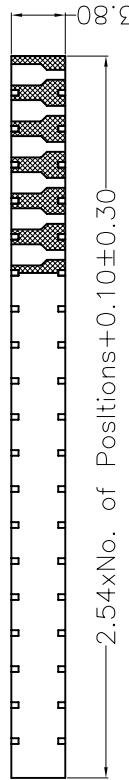
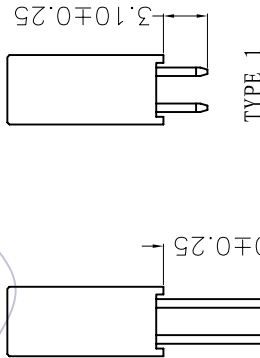
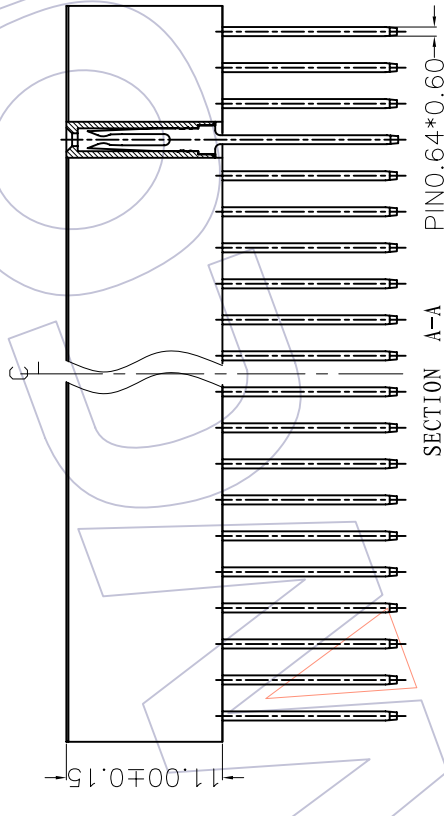
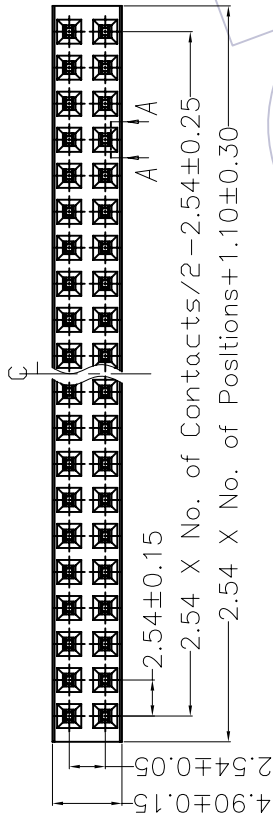
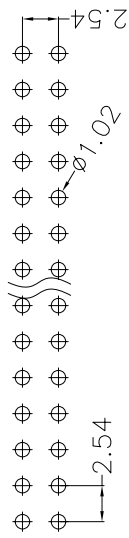
HSF

Recommended P.C.B Layout(Top Side)
(PCB BOARD TOLERANCE±0.05)

NOTES:

Current Rating: 3.0AMP
 Withstand Voltage: 500V AC/DC
 Contact Resistance: 20mΩ Max
 Insulation Resistance: 1000MΩ/Min
 Operation Temperature: -40°C to +105°C

Contact Material: Phosphor Bronze
 Contact plating: Au or Sn over Ni
 Insulator Material: PBT or PA6T+30%G. F UL94V-0



Ordering Information

2111A - 2 XX S XX X YN X X

No. of Pins per ROW: 02-32P
 Contact Plating: Insulator: Packaging: Series No.
 G1=5μ"Gold A=PBT T=Tube 3=TYPE 1
 G2=5μ"Gold C=PA6T A=Fray 4=TYPE 2
 G3=10μ"Gold
 G4=15μ"Gold
 G5=30μ"Gold
 S0=Gold Flash/Tin
 S1=5μ"Gold/Tin
 S2=5μ"Gold/Tin
 S3=10μ"Gold/Tin
 S4=5μ"Gold/Tin
 S5=10μ"Gold/Tin
 SN=Tin

TITLE	PART NO.
TYPE 1	2111A-2XXXXXXNX3
TYPE 2	2111A-2XXXXXXNX4

WCON 维峰五金电子有限公司 WAVE HARDWARE ELECTRONICS CO.,LTD		SCALE	2:1
WEIXD	08.03.13	UNIT	mm
DRAW	DESIGN	SIZE	A4
OPERATION	X.X ±0.40	SHEET	1/1
	X.XX ±0.25	PROJ.	Customer NO.
	X.XXX ±0.15		
	Angle ±.3°		
REV	DATE	CHANGE	APPROVE
A0	08/03/13		NEW
			MODIFICATION DESCRIPTION
			SEE TABLE
			2.54DUAL FEMALE H=11.0