

# HSP

**NOTES:**

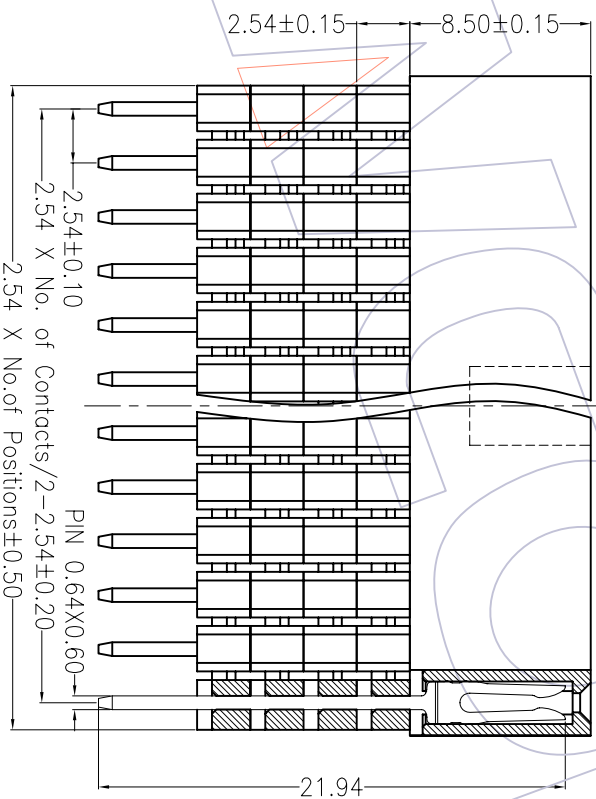
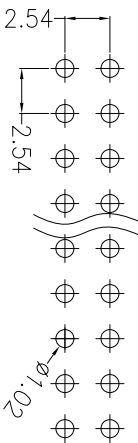
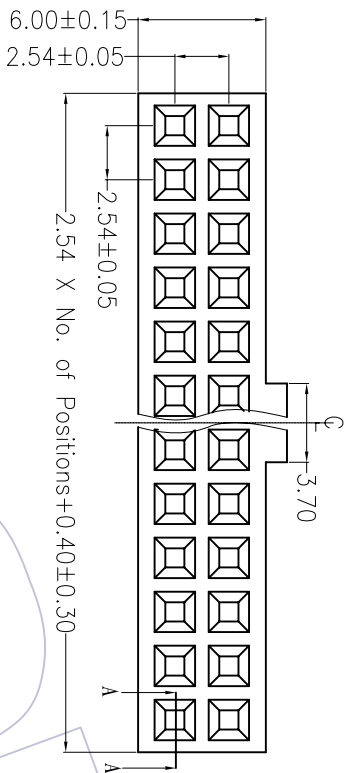
Current Rating: 3.0AMP  
 Withstand Voltage: 500V AC/DC  
 Contact Resistance: 20mΩ Max  
 Insulation Resistance: 1000MΩMin  
 Operation Temperature: -40°C to +105°C

Contact Material: Phosphor Bronze or Brass  
 Contact plating: Au or Sn over Ni  
 Insulator Material: PBT or PA6T+30%G.F UL94V-0

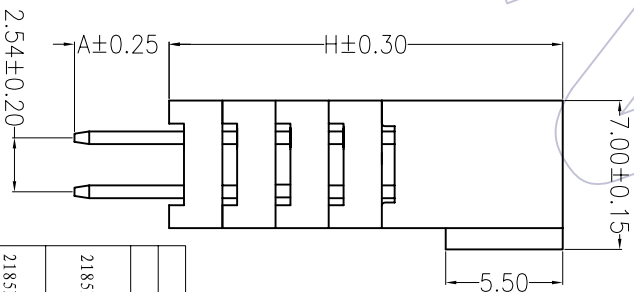
## Ordering Information

2185DA X - 2 XX S XX X YN X 1

Add number 1-4pss      No. of Pins per ROW: 02-40PIN      Contact Plating: Au or Sn over Ni      Insulator: A=PBT T=Tube A=Tray  
 G0=Gold Flash      G1=3μ"Gold      G2=5μ"Gold      G3=10μ"Gold      G4=15μ"Gold      G5=30μ"Gold      S0=Gold Flash/Tm      S1=3μ"Gold/Tm      S2=5μ"Gold/Tm      S3=10μ"Gold/Tm      S4=15μ"Gold/Tm      S5=30μ"Gold/Tm      SN=1Tm



SECTION A-A



Dimension anti-fuses List

PART NO.	Add Number	Dim H	Dim A
2185DA1-2XXXXXXYXX1	1	11.05	2.30
2185DA1-2XXXXXXYXX1	1	7.35	5.50
2185DA1-2XXXXXXYXX1	1	12.2	7.35
2185DA2-2XXXXXXYXX1	2	13.59	2.85
2185DA2-2XXXXXXYXX1	2	9.65	4.85
2185DA3-2XXXXXXYXX1	3	16.13	2.30
2185DA3-2XXXXXXYXX1	3	7.10	2.30
2185DA4-2XXXXXXYXX1	4	18.67	4.60

**WCON** 维峰五金电子有限公司  
 WAVE HARDWARE ELECTRONICS CO. LTD

SEE TABLE

FIG. 54 DUAL 180° ADD HOUSING H=8.5 WITH HALF BUMP W=6.0

REV	DATE	MODIFICATION DESCRIPTION	CHANGE	APPROVE	OPERATION	DRAW	WEIXD	SCALE	UNIT	PART NO.	TITLE:	CUSTOMER NO.
A1	08/03/28	新增两款DIP尺寸规格			X.X	DESIGN	08.03.28	3:1	mm			
A0	08/03/13	NEW			X.XXX	CHECK		A4	1/1			
					Angle ± 3'	APPROVE						

1 2 3 4 5 6 7 8 9 10

Recommended P.C.B Layout(TOP Side)  
 (PCB BOARD TOLERANCE±0.05)