

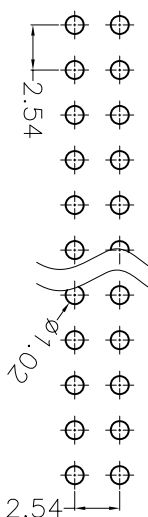
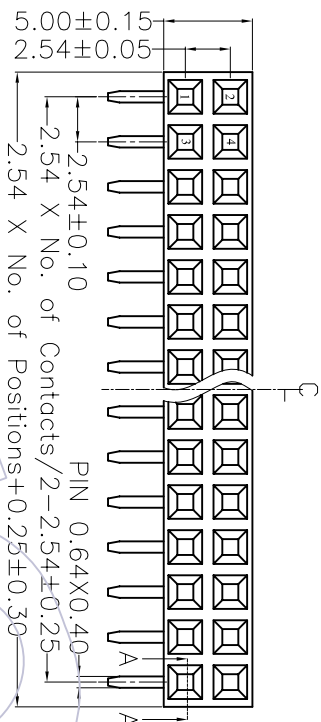
HSP

Recommended P.C.B Layout(TOP Side)
(PCB BOARD TOLERANCE±0.05)

NOTES:

Current Rating: 3.0AMP
Withstand Voltage: 500V AC/DC
Contact Resistance: 20mΩ Max
Insulation Resistance: 1000MΩMin
Operation Temperature: -40°C to +105°C

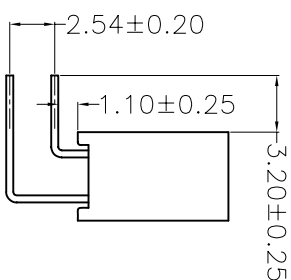
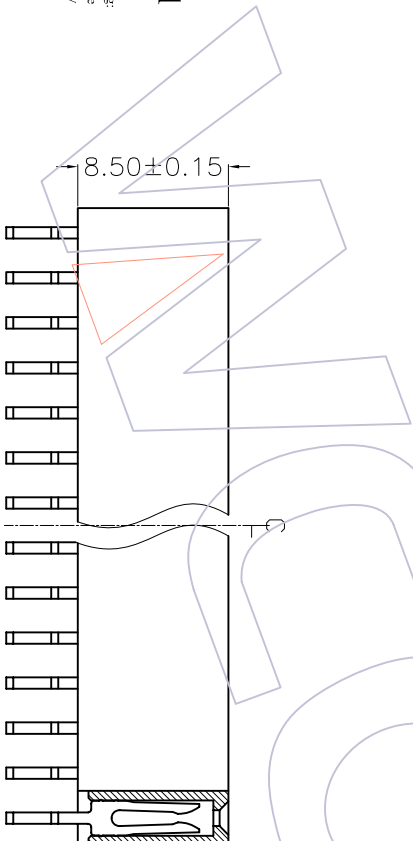
Contact Material: Phosphor Bronze or Brass
Contact plating: Au or Sn over Ni
Insulator Material: PA6T or PBT+30%G.F UL94V-0



Ordering Information

2185 - 2 XX R XX X YN A 1

No. of Pins per ROW: Q2=40PIN
Contact Plating: G0=Gold Flash, G1=3µ"Gold, G2=5µ"Gold, G3=10µ"Gold, G4=15µ"Gold, G5=30µ"Gold
S0=Gold Flash/Tin, S1=3µ"Gold/Tin, S2=5µ"Gold/Tin, S3=10µ"Gold/Tin, S4=15µ"Gold/Tin, S5=30µ"Gold/Tin, SN=Tin
Insulator: A=PBT, C=PA6T
Packing: T=Tube, A=Tray



REV	DATE	MODIFICATION DESCRIPTION	CHANGE	APPROVE	OPERATION	DRAW	WEIXD	08.03.13	SCALE	3:1	UNIT	mm	PART NO.	2185-2XXXXXXNA1	TITLE:	FH2.54 DUAL 90° H=8.50
A0	08/03/13	NEW			XXX	DESIGN			A4	1/1						
1					XXX	CHECK										
1					XXX	APP										

WCON 维峰五金电子有限公司
WAVE HARDWARE ELECTRONICS CO., LTD