

# HSF

**NOTES:**

Current Rating: 3.0AMP  
 Contact Resistance: 20mΩ max  
 Withstand Voltage: 500V AC/DC  
 Insulation Resistance: 1000MΩ min  
 Operation Temperature: -40°C to +105°C

Contact Material: Phosphor Bronze or Brass  
 Contact plating: Au or Sn Over Ni  
 Insulator Material: PA6T+30%G.F UL94V-0

## Ordering Information

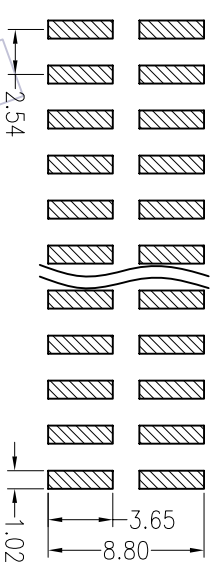
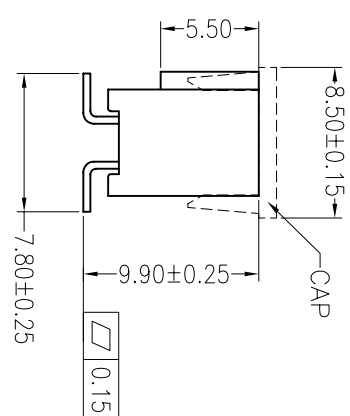
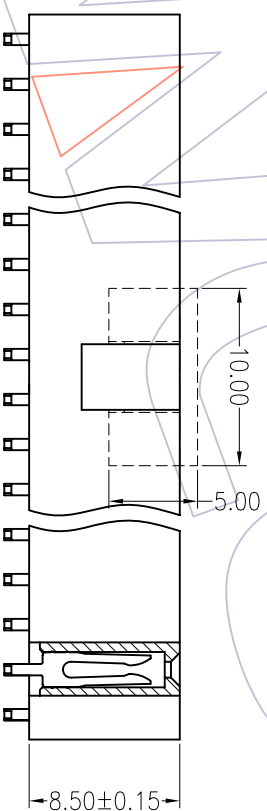
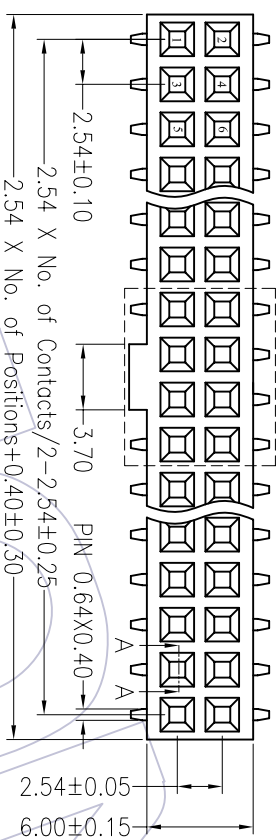
2185-2 XX M XX CYN X 2

No. of Pins per ROW: 02~40PIN

Contact Plating:  
 G0=Gold Flash  
 G1=3µ"Gold  
 G2=5µ"Gold  
 G3=10µ"Gold  
 G4=15µ"Gold  
 G5=30µ"Gold

Packing:  
 T=Tube  
 P=Tube+CAP  
 R=Tap&Reel+CAP

S0=Gold Flash/Tin  
 S1=3µ"Gold/Tin  
 S2=5µ"Gold/Tin  
 S3=10µ"Gold/Tin  
 S4=15µ"Gold/Tin  
 S5=30µ"Gold/Tin  
 SN=Tin



Recommended P.C.B. Layout (Top Side)  
 (PCB BOARD TOLERANCE±0.05)

Section A-A

REV	DATE	MODIFICATION DESCRIPTION	CHANGE	APPROVE	OPERATION	DRAW	SCALE	PART NO.	TITLE:
A0	08/06/20	NEW			XXX ±0.40 XXX ±0.25 XXX ±0.15 Angle ±.3'	William 08/06/20	1:1 mm	2185-2XXMXXCYNX2	FIG. 54 DUAL SMT H=8.50 WITH HALF BUMP

**WCON** 维峰五金电子有限公司  
 WAVE HARDWARE ELECTRONICS CO. LTD

1 2 3 4 5 6 7 8 9 10