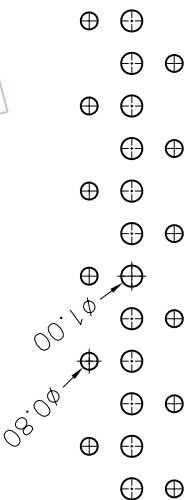
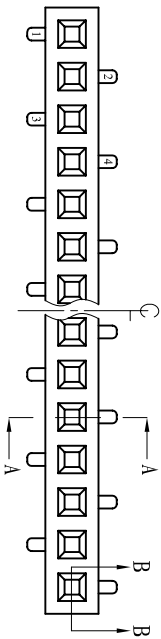


HSHF

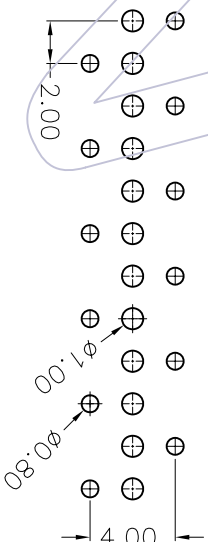
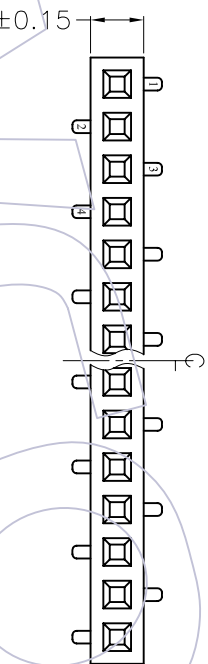
Recommended P.C.B Layout(Top Side)
(PCB BOARD TOLERANCE±0.05)

NOTES:
Current Rating: 2.0AMP
Withstand Voltage: 500V AC/DC
Contact Resistance: 20mΩ Max
Insulation Resistance: 1000MΩ Min
Operation Temperature: -40°C to +105°C

Contact Material: Phosphor Bronze
Contact plating: Au or Sn over Ni
Insulator Material: PA6T+30%G. F UL94V-0



Type 1



Type 2

Ordering Information

2243 - 1 XX W XX CUNT X

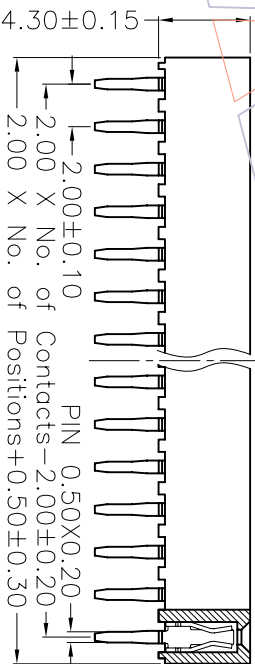
No. of Pins per ROW: 42~40PIN

Contact Plating:
G0=Gold Flash
G1=5μ"Gold
G2=5μ"Gold
G3=10μ"Gold
G4=15μ"Gold
G5=30μ"Gold
S1=5μ"Gold/Tin
S2=10μ"Gold/Tin
S3=15μ"Gold/Tin
S4=30μ"Gold/Tin
SN=Tin

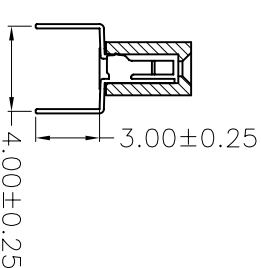
Packaging:
T=Tube
R=Reel
P=Tube+CAP
2=TYPE 2

Series No.
1=TYPE 1
2=TYPE 2

SECTION B-B



SECTION B-B



SECTION A-A

TITLE	PART NO.
TYPE 1	2243-1XXWXXCUNT1
TYPE 2	2243-1XXWXXCUNT2

WCON 维峰五金电子有限公司
WAVE HARDWARE ELECTRONICS CO. LTD

SEE TABLE

FIG. 00mm SINGLE Sentipede feet H=4.30

REV	DATE	MODIFICATION DESCRIPTION	CHANGE	APPROVE	OPERATION	DRAW	SCALE	PART NO.
A0	08/02/28	NEW			XXX XXX XXX Angle DIM	DESIGN CHECK APPROVE	3:1 mm A4 1/1	Customer NO.