

HSP

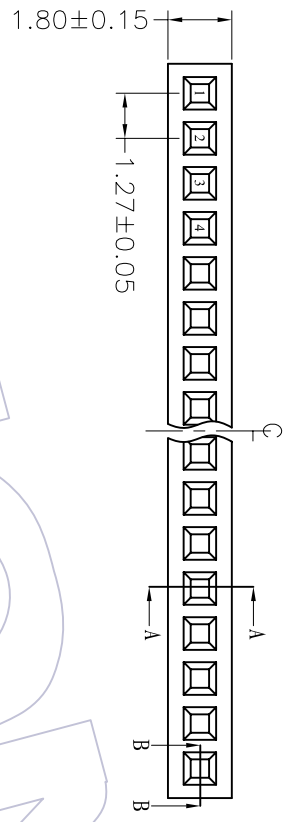
Recommended P.C.B Layout(TOP Side)
(PCB BOARD TOLERANCE±0.05)



1.27

Ø0.70

- NOTES:
- Current Rating: 1.0AMP
 - Withstand Voltage: 500V AC/DC
 - Contact Resistance: 20mΩ Max
 - Insulation Resistance: 1000MΩMin
 - Operation Temperature: -40°C to +105°C
 - Contact Material: Phosphor Bronze
 - Contact plating: Au or Sn over Ni
 - Insulator Material: PA6T+30%G. F UL94V-0



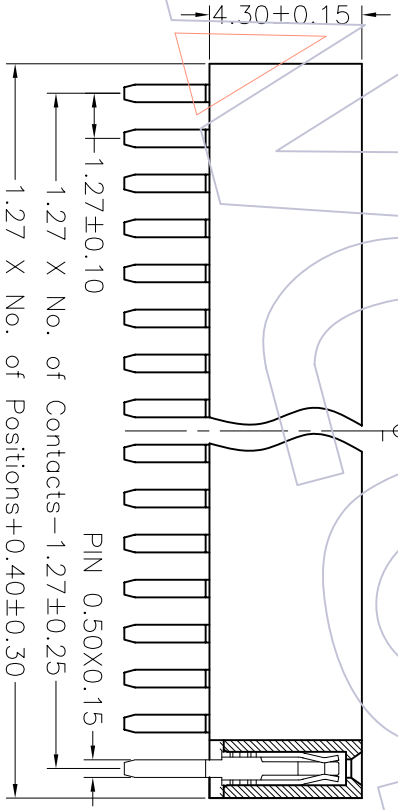
Ordering Information

2344-1XX S XX CUNT 1

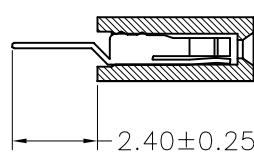
No. of Pins per ROW: 02-50PIN

Contact Plating: G1=3µ Gold
G2=5µ Gold
G3=10µ Gold
G4=15µ Gold
G5=30µ Gold
S1=Gold Flash/Tin
S2=3µ Gold/Tin
S3=10µ Gold/Tin
S4=15µ Gold/Tin
S5=30µ Gold/Tin
SN=Fin

Packing: T=Tube



SECTION B-B



SECTION A-A

REV	DATE	MODIFICATION DESCRIPTION	CHANGE	APPROVE	OPERATION	DRAW	SCALE	PART NO.	TITLE:
A0	08/02/14	NEW			XXX ±0.40	DESIGN	3:1	2344-1XXSXXCUNT1	FH 1.27mm SINGLE 180° H=4.30
					XXX ±0.25	CHECK	mm		
					Angle ± 3'	APPROVE	A4		
					DIM	PROJ.	1/1		Customer NO.

WCON 维峰五金电子有限公司
WAVE HARDWARE ELECTRONICS CO., LTD